

# OPEN -- Overall Stage Results

## DM 2011 IPSC Shotgun

Printed Juli 18, 2011 at 20:51



### Stage 1 -- Stage 1

	PTS	TIME	HIT FACTOR	STAGE POINTS	STAGE PERCENT	COMPETITOR # Name
1	80	13,85	5,7762	80,0000	100,00	41 Frey, Dirk
2	80	15,12	5,2910	73,2804	91,60	34 Lautenschlager, Michael
3	80	17,39	4,6003	63,7148	79,64	42 Frey, Felix
4	80	21,46	3,7279	51,6309	64,54	56 Semmler, Stefan
5	70	19,10	3,6649	50,7592	63,45	39 Gedeon, Matthias
6	70	20,14	3,4757	48,1380	60,17	36 Ketzler, Dirk
7	80	24,15	3,3126	45,8799	57,35	84 Streit, Thomas
8	80	25,73	3,1092	43,0626	53,83	37 Kadyk, Christian
9	70	23,31	3,0030	41,5916	51,99	89 Bitz, Peter
10	80	28,31	2,8259	39,1381	48,92	110 Gehrsitz, Michael
11	65	24,15	2,6915	37,2774	46,60	47 Berndt, Dietz-Rudolf
12	80	30,19	2,6499	36,7009	45,88	46 Dose, Klaus-Peter
13	70	26,79	2,6129	36,1889	45,24	86 Rupp, Rainer
14	70	27,70	2,5271	35,0000	43,75	143 Belloni, Philippe
15	70	28,34	2,4700	34,2096	42,76	148 Deville, Serge
16	80	32,73	2,4442	33,8527	42,32	45 Lang, Stefan
17	80	37,49	2,1339	29,5545	36,94	55 Lehmann, Thorsten
18	80	38,61	2,0720	28,6972	35,87	145 Stettensch, Rainer
19	80	44,51	1,7973	24,8933	31,12	66 Klose, Jens
20	80	46,41	1,7238	23,8742	29,84	126 Valpertz, Rolf
21	50	29,30	1,7065	23,6348	29,54	54 Kroll, Hubert
22	55	36,33	1,5139	20,9675	26,21	98 Volkmann, Heinz
23	40	33,89	1,1803	16,3470	20,43	97 Gerling, Mark
24	55	48,67	1,1301	15,6513	19,56	144 Renkert, Tilo
25	70	72,37	0,9673	13,3964	16,75	88 Licheron, Emmanuel
26	65	86,38	0,7525	10,4220	13,03	44 Lang, Margot

# STANDARD -- Overall Stage Results

DM 2011 IPSC Shotgun

Printed Juli 18, 2011 at 20:51



## Stage 1 -- Stage 1

	PTS	TIME	HIT FACTOR	STAGE POINTS	STAGE PERCENT	COMPETITOR # Name
1	80	18,74	4,2689	80,0000	100,00	91 Damm, Oliver
2	80	20,93	3,8223	71,6292	89,54	59 Schmitt, Udo
3	80	22,87	3,4980	65,5531	81,94	77 Degner, Rainer
4	80	23,86	3,3529	62,8332	78,54	85 Möller, Klaus
5	80	24,22	3,3031	61,8993	77,37	58 Wiessner, Bernd
6	80	24,27	3,2963	61,7717	77,21	65 Hintz, Bastian
7	80	24,63	3,2481	60,8689	76,09	96 Ebert, René
8	80	25,25	3,1683	59,3743	74,22	147 Lehmann, Stephan
9	80	25,67	3,1165	58,4028	73,00	87 Seiler, Josef
10	80	29,12	2,7473	51,4835	64,35	40 Heberer, Thomas
11	80	29,46	2,7155	50,8893	63,61	133 Fessler, Gunnar
12	80	31,21	2,5633	48,0359	60,04	82 Fickinger, Tilo
13	80	31,57	2,5341	47,4881	59,36	60 Tuerk, Jochen
14	80	32,36	2,4722	46,3288	57,91	81 Moskopp, Georg
15	80	33,16	2,4125	45,2111	56,51	76 Schuh, Sandra
16	80	33,17	2,4118	45,1975	56,50	123 Kuhn, Holger
17	80	33,56	2,3838	44,6722	55,84	61 Huppmann, Markus
18	70	29,49	2,3737	44,4829	55,60	72 Hubig, Steffen
19	70	30,82	2,2713	42,5633	53,20	100 Kuenzler, Oliver
20	80	37,13	2,1546	40,3771	50,47	131 Haas, Bernhard
21	80	40,91	1,9555	36,6463	45,81	69 Schilling, Thomas
22	70	38,12	1,8363	34,4124	43,02	70 Schneider, Lothar
23	80	44,15	1,8120	33,9570	42,45	71 Wissgott, Thomas
24	70	38,81	1,8037	33,8006	42,25	127 Lifka, Markus
25	80	49,99	1,6003	29,9900	37,49	146 Zimmermann, Herbert
26	80	53,42	1,4976	28,0644	35,08	125 Moll, Babette
27	60	41,82	1,4347	26,8867	33,61	149 Held, Helmut
28	80	59,13	1,3530	25,3543	31,69	73 Fajerski, Andreas
29	55	85,84	0,6407	12,0072	15,01	124 Hilbig, Karl-Heinz

# STANDARD MANUAL -- Overall Stage Results

DM 2011 IPSC Shotgun

Printed Juli 18, 2011 at 20:51



## Stage 1 -- Stage 1

	PTS	TIME	HIT FACTOR	STAGE POINTS	STAGE PERCENT	COMPETITOR # Name
1	80	23,52	3,4014	80,0000	100,00	63 Häußler, Uwe
2	80	24,08	3,3223	78,1395	97,67	49 Papzien, Siegbert
3	80	27,23	2,9379	69,1003	86,38	33 Husterer, Markus
4	80	27,70	2,8881	67,9278	84,91	129 Herzig, Alexander
5	80	27,83	2,8746	67,6105	84,51	94 Klippel, Hagen
6	70	27,92	2,5072	58,9685	73,71	114 Kratzer, Maximilian
7	80	32,66	2,4495	57,6118	72,01	75 Haas, Bernd
8	80	32,75	2,4427	57,4534	71,82	105 Wagner, Dennis
9	80	33,44	2,3923	56,2679	70,33	106 Zeller, Stefan
10	80	33,59	2,3817	56,0167	70,02	112 Lisi, Agrippino
11	80	35,59	2,2478	52,8688	66,09	51 Baumann, Maximilian
12	80	35,61	2,2466	52,8391	66,05	136 Ring, Kilian
13	80	35,67	2,2428	52,7502	65,94	107 Barth, Tobias
14	80	37,50	2,1333	50,1760	62,72	135 Ring, Lothar
15	80	37,74	2,1198	49,8569	62,32	116 Kahl, Michael
16	80	39,70	2,0151	47,3955	59,24	132 Wey, Rolf
17	80	39,88	2,0060	47,1815	58,98	92 Schöninger, Andreas
18	80	41,24	1,9399	45,6256	57,03	62 Weber, Joachim
19	80	44,73	1,7885	42,0657	52,58	130 Przybysz, Paul
20	70	40,03	1,7487	41,1292	51,41	83 Mohr, Christian
21	70	40,29	1,7374	40,8637	51,08	50 Seeger, Eugen
22	70	40,34	1,7353	40,8131	51,02	38 Köhler, Ralph
23	80	47,70	1,6771	39,4465	49,31	104 Wagner, Josef
24	70	42,04	1,6651	39,1627	48,95	119 Knocke, Andreas
25	80	53,54	1,4942	35,1438	43,93	134 Schweizer, Florian
26	80	58,96	1,3569	31,9132	39,89	35 Schmoll, Peer
27	80	62,94	1,2711	29,8951	37,37	48 Wedel, Benjamin
28	80	68,58	1,1665	27,4366	34,30	141 Blume, Stefan
29	70	63,33	1,1053	25,9972	32,50	142 Kessler, Kurt
30	70	64,00	1,0938	25,7250	32,16	43 Krawczyk, Roman
31	80	99,36	0,8052	18,9372	23,67	103 Weltin, Martin

# MODIFIED -- Overall Stage Results

## DM 2011 IPSC Shotgun

Printed Juli 18, 2011 at 20:51



### Stage 1 -- Stage 1

	<b>PTS</b>	<b>TIME</b>	<b>HIT FACTOR</b>	<b>STAGE POINTS</b>	<b>STAGE PERCENT</b>	<b>COMPETITOR # Name</b>
1	80	23,92	3,3445	80,0000	100,00	64 Braun, Marc
2	70	28,44	2,4613	58,8748	73,59	67 Freyer, Martin
3	70	30,34	2,3072	55,1879	68,98	68 Bogner, Helmut
4	35	39,32	0,8901	21,2920	26,61	52 Heinrich, Jörn-Rolf

# OPEN -- Overall Stage Results

## DM 2011 IPSC Shotgun

Printed Juli 18, 2011 at 20:51



### Stage 2 -- Stage 2

	PTS	TIME	HIT FACTOR	STAGE POINTS	STAGE PERCENT	COMPETITOR # Name
1	30	6,47	4,6368	30,0000	100,00	46 Dose, Klaus-Peter
2	30	6,87	4,3668	28,2533	94,18	56 Semmler, Stefan
3	30	7,76	3,8660	25,0129	83,38	66 Klose, Jens
4	20	5,23	3,8241	24,7419	82,47	42 Frey, Felix
5	30	8,28	3,6232	23,4420	78,14	145 Stettensch, Rainer
6	20	5,60	3,5714	23,1071	77,02	47 Berndt, Dietz-Rudolf
7	20	5,80	3,4483	22,3103	74,37	97 Gerling, Mark
8	20	5,94	3,3670	21,7845	72,62	36 Ketzler, Dirk
9	20	6,52	3,0675	19,8466	66,16	34 Lautenschlager, Michael
10	20	6,70	2,9851	19,3134	64,38	84 Streit, Thomas
11	10	3,38	2,9586	19,1420	63,81	41 Frey, Dirk
12	20	7,02	2,8490	18,4330	61,44	148 Deville, Serge
13	15	5,31	2,8249	18,2768	60,92	37 Kadyk, Christian
14	20	7,51	2,6631	17,2304	57,43	45 Lang, Stefan
15	20	7,69	2,6008	16,8270	56,09	98 Volkmann, Heinz
16	30	11,91	2,5189	16,2972	54,32	143 Belloni, Philippe
17	20	8,37	2,3895	15,4600	51,53	110 Gehrsitz, Michael
18	10	5,56	1,7986	11,6367	38,79	39 Gedeon, Matthias
19	20	11,13	1,7969	11,6262	38,75	144 Renkert, Tilo
20	10	7,90	1,2658	8,1899	27,30	89 Bitz, Peter
21	5	4,63	1,0799	6,9870	23,29	55 Lehmann, Thorsten
22	20	19,92	1,0040	6,4960	21,65	88 Licheron, Emmanuel
23	10	10,01	0,9990	6,4635	21,55	126 Valpertz, Rolf
24	10	13,88	0,7205	4,6614	15,54	86 Rupp, Rainer
25	10	14,10	0,7092	4,5887	15,30	44 Lang, Margot
26	0	0,00	0,0000	0,0000	0,00	54 Kroll, Hubert

# STANDARD -- Overall Stage Results

DM 2011 IPSC Shotgun

Printed Juli 18, 2011 at 20:51



## Stage 2 -- Stage 2

	PTS	TIME	HIT FACTOR	STAGE POINTS	STAGE PERCENT	COMPETITOR # Name
1	30	5,05	5,9406	30,0000	100,00	58 Wiessner, Bernd
2	30	5,11	5,8708	29,6477	98,83	131 Haas, Bernhard
3	30	5,36	5,5970	28,2649	94,22	60 Tuerk, Jochen
4	30	5,37	5,5866	28,2123	94,04	65 Hintz, Bastian
5	30	5,66	5,3004	26,7668	89,22	85 Möller, Klaus
6	30	5,91	5,0761	25,6345	85,45	87 Seiler, Josef
7	30	6,03	4,9751	25,1244	83,75	76 Schuh, Sandra
8	30	6,04	4,9669	25,0828	83,61	96 Ebert, René
9	20	4,73	4,2283	21,3531	71,18	59 Schmitt, Udo
10	20	4,74	4,2194	21,3080	71,03	91 Damm, Oliver
11	30	7,22	4,1551	20,9834	69,94	82 Fickinger, Tilo
12	20	5,40	3,7037	18,7037	62,35	100 Kuenzler, Oliver
13	30	8,13	3,6900	18,6347	62,12	77 Degner, Rainer
14	30	8,58	3,4965	17,6573	58,86	125 Moll, Babette
15	30	9,02	3,3259	16,7960	55,99	61 Huppmann, Markus
16	20	6,37	3,1397	15,8556	52,85	149 Held, Helmut
17	20	6,43	3,1104	15,7076	52,36	81 Moskopp, Georg
18	20	6,50	3,0769	15,5385	51,79	124 Hilbig, Karl-Heinz
19	30	10,74	2,7933	14,1061	47,02	70 Schneider, Lothar
20	30	10,79	2,7804	14,0408	46,80	71 Wissgott, Thomas
21	20	7,34	2,7248	13,7602	45,87	147 Lehmann, Stephan
22	20	9,26	2,1598	10,9071	36,36	123 Kuhn, Holger
23	15	7,92	1,8939	9,5644	31,88	40 Heberer, Thomas
24	30	17,76	1,6892	8,5304	28,43	73 Fajerski, Andreas
25	20	12,42	1,6103	8,1320	27,11	127 Lifka, Markus
26	30	19,18	1,5641	7,8989	26,33	133 Fessler, Gunnar
27	10	8,32	1,2019	6,0697	20,23	72 Hubig, Steffen
28	20	19,63	1,0188	5,1452	17,15	146 Zimmermann, Herbert
29	30	32,65	0,9188	4,6401	15,47	69 Schilling, Thomas

# STANDARD MANUAL -- Overall Stage Results

DM 2011 IPSC Shotgun

Printed Juli 18, 2011 at 20:51



## Stage 2 -- Stage 2

	PTS	TIME	HIT FACTOR	STAGE POINTS	STAGE PERCENT	COMPETITOR # Name
1	30	5,29	5,6711	30,0000	100,00	105 Wagner, Dennis
2	30	6,04	4,9669	26,2748	87,58	62 Weber, Joachim
3	30	6,95	4,3165	22,8345	76,12	116 Kahl, Michael
4	30	7,06	4,2493	22,4788	74,93	49 Papzien, Siegbert
5	30	7,56	3,9683	20,9921	69,97	38 Köhler, Ralph
6	30	7,58	3,9578	20,9367	69,79	63 Häußler, Uwe
7	30	7,61	3,9422	20,8541	69,51	33 Husterer, Markus
8	30	7,64	3,9267	20,7722	69,24	135 Ring, Lothar
9	30	8,45	3,5503	18,7811	62,60	107 Barth, Tobias
10	30	9,03	3,3223	17,5748	58,58	134 Schweizer, Florian
11	30	9,25	3,2432	17,1568	57,19	129 Herzig, Alexander
12	30	9,81	3,0581	16,1774	53,92	136 Ring, Kilian
13	20	6,73	2,9718	15,7207	52,40	106 Zeller, Stefan
14	30	10,29	2,9155	15,4227	51,41	104 Wagner, Josef
15	30	10,51	2,8544	15,0999	50,33	75 Haas, Bernd
16	20	7,14	2,8011	14,8179	49,39	132 Wey, Rolf
17	30	11,43	2,6247	13,8845	46,28	50 Seeger, Eugen
18	30	11,46	2,6178	13,8482	46,16	83 Mohr, Christian
19	30	11,80	2,5424	13,4492	44,83	43 Krawczyk, Roman
20	30	12,22	2,4550	12,9869	43,29	35 Schmoll, Peer
21	30	13,18	2,2762	12,0410	40,14	51 Baumann, Maximilian
22	20	9,00	2,2222	11,7556	39,19	114 Kratzer, Maximilian
23	20	10,74	1,8622	9,8510	32,84	119 Knocke, Andreas
24	20	11,38	1,7575	9,2970	30,99	48 Wedel, Benjamin
25	20	12,58	1,5898	8,4102	28,03	112 Lisi, Agrippino
26	10	6,37	1,5699	8,3046	27,68	94 Klippel, Hagen
27	20	14,52	1,3774	7,2865	24,29	130 Przybysz, Paul
28	30	22,36	1,3417	7,0975	23,66	142 Kessler, Kurt
29	30	25,46	1,1783	6,2333	20,78	141 Blume, Stefan
30	30	31,29	0,9588	5,0719	16,91	92 Schöninger, Andreas
31	20	62,58	0,3196	1,6906	5,64	103 Weltin, Martin

# MODIFIED -- Overall Stage Results

DM 2011 IPSC Shotgun

Printed Juli 18, 2011 at 20:51



## Stage 2 -- Stage 2

	<b>PTS</b>	<b>TIME</b>	<b>HIT FACTOR</b>	<b>STAGE POINTS</b>	<b>STAGE PERCENT</b>	<b>COMPETITOR # Name</b>
1	30	6,37	4,7096	30,0000	100,00	68 Bogner, Helmut
2	20	5,12	3,9063	24,8828	82,94	64 Braun, Marc
3	20	6,32	3,1646	20,1582	67,19	67 Freyer, Martin
4	15	19,50	0,7692	4,9000	16,33	52 Heinrich, Jörn-Rolf

**OPEN -- Overall Stage Results****DM 2011 IPSC Shotgun**

Printed Juli 18, 2011 at 20:51

**Stage 3 -- Stage 3**

	<b>PTS</b>	<b>TIME</b>	<b>HIT FACTOR</b>	<b>STAGE POINTS</b>	<b>STAGE PERCENT</b>	<b>COMPETITOR # Name</b>
1	115	23,11	4,9762	115,0000	100,00	41 Frey, Dirk
2	115	25,92	4,4367	102,5328	89,16	47 Berndt, Dietz-Rudolf
3	115	26,11	4,4044	101,7867	88,51	97 Gerling, Mark
4	115	26,52	4,3363	100,2131	87,14	42 Frey, Felix
5	115	27,21	4,2264	97,6718	84,93	56 Semmler, Stefan
6	115	28,04	4,1013	94,7807	82,42	37 Kadyk, Christian
7	115	28,05	4,0998	94,7469	82,39	36 Ketzler, Dirk
8	115	33,22	3,4618	80,0015	69,57	143 Belloni, Philippe
9	115	33,29	3,4545	79,8333	69,42	45 Lang, Stefan
10	105	30,84	3,4047	78,6819	68,42	84 Streit, Thomas
11	115	34,52	3,3314	76,9887	66,95	39 Gedeon, Matthias
12	115	35,13	3,2736	75,6519	65,78	55 Lehmann, Thorsten
13	115	37,48	3,0683	70,9085	61,66	89 Bitz, Peter
14	115	38,72	2,9700	68,6377	59,68	66 Klose, Jens
15	115	39,43	2,9166	67,4017	58,61	34 Lautenschlager, Michael
16	105	36,29	2,8934	66,8655	58,14	98 Volkmann, Heinz
17	115	41,22	2,7899	64,4748	56,07	46 Dose, Klaus-Peter
18	105	41,61	2,5234	58,3165	50,71	110 Gehrsitz, Michael
19	115	45,84	2,5087	57,9767	50,41	148 Deville, Serge
20	115	48,77	2,3580	54,4935	47,39	126 Valpertz, Rolf
21	115	49,75	2,3116	53,4201	46,45	145 Stettensch, Rainer
22	115	54,28	2,1186	48,9619	42,58	88 Licheron, Emmanuel
23	115	57,87	1,9872	45,9245	39,93	86 Rupp, Rainer
24	115	69,36	1,6580	38,3168	33,32	144 Renkert, Tilo
25	115	73,79	1,5585	36,0164	31,32	44 Lang, Margot
26	0	0,00	0,0000	0,0000	0,00	54 Kroll, Hubert

# STANDARD -- Overall Stage Results

DM 2011 IPSC Shotgun

Printed Juli 18, 2011 at 20:51



## Stage 3 -- Stage 3

	PTS	TIME	HIT FACTOR	STAGE POINTS	STAGE PERCENT	COMPETITOR # Name
1	115	25,06	4,5890	115,0000	100,00	91 Damm, Oliver
2	115	28,19	4,0795	102,2313	88,90	59 Schmitt, Udo
3	115	30,38	3,7854	94,8617	82,49	60 Tuerk, Jochen
4	115	32,71	3,5157	88,1046	76,61	96 Ebert, René
5	115	32,81	3,5050	87,8360	76,38	40 Heberer, Thomas
6	115	34,08	3,3744	84,5628	73,53	85 Möller, Klaus
7	115	35,11	3,2754	82,0820	71,38	87 Seiler, Josef
8	115	35,60	3,2303	80,9522	70,39	65 Hintz, Bastian
9	105	33,19	3,1636	79,2799	68,94	58 Wiessner, Bernd
10	115	37,24	3,0881	77,3872	67,29	100 Kuenzler, Oliver
11	115	37,80	3,0423	76,2407	66,30	147 Lehmann, Stephan
12	115	40,83	2,8166	70,5829	61,38	81 Moskopp, Georg
13	115	43,57	2,6394	66,1441	57,52	61 Huppmann, Markus
14	115	44,14	2,6053	65,2900	56,77	76 Schuh, Sandra
15	115	45,14	2,5476	63,8436	55,52	149 Held, Helmut
16	100	40,09	2,4944	62,5094	54,36	131 Haas, Bernhard
17	115	47,50	2,4211	60,6716	52,76	72 Hubig, Steffen
18	115	53,47	2,1507	53,8975	46,87	127 Lifka, Markus
19	115	55,17	2,0845	52,2367	45,42	82 Fickinger, Tilo
20	115	55,80	2,0609	51,6470	44,91	133 Fessler, Gunnar
21	115	57,54	1,9986	50,0852	43,55	70 Schneider, Lothar
22	115	59,62	1,9289	48,3378	42,03	125 Moll, Babette
23	100	53,90	1,8553	46,4935	40,43	77 Degner, Rainer
24	115	62,29	1,8462	46,2659	40,23	73 Fajerski, Andreas
25	100	56,88	1,7581	44,0577	38,31	146 Zimmermann, Herbert
26	115	65,45	1,7571	44,0321	38,29	69 Schilling, Thomas
27	115	67,19	1,7116	42,8918	37,30	124 Hilbig, Karl-Heinz
28	115	68,57	1,6771	42,0286	36,55	71 Wissgott, Thomas
29	105	74,41	1,4111	35,3622	30,75	123 Kuhn, Holger

# STANDARD MANUAL -- Overall Stage Results

DM 2011 IPSC Shotgun

Printed Juli 18, 2011 at 20:51



## Stage 3 -- Stage 3

	PTS	TIME	HIT FACTOR	STAGE POINTS	STAGE PERCENT	COMPETITOR # Name
1	115	29,24	3,9330	115,0000	100,00	129 Herzig, Alexander
2	115	31,16	3,6906	107,9140	93,84	63 Häußler, Uwe
3	115	32,03	3,5904	104,9828	91,29	49 Papzien, Siegbert
4	115	35,66	3,2249	94,2961	82,00	33 Husterer, Markus
5	115	41,18	2,7926	81,6561	71,01	62 Weber, Joachim
6	115	41,66	2,7604	80,7153	70,19	94 Klippel, Hagen
7	115	41,88	2,7459	80,2913	69,82	106 Zeller, Stefan
8	115	43,29	2,6565	77,6761	67,54	104 Wagner, Josef
9	115	45,19	2,5448	74,4103	64,70	105 Wagner, Dennis
10	115	47,30	2,4313	71,0909	61,82	132 Wey, Rolf
11	115	49,24	2,3355	68,2900	59,38	107 Barth, Tobias
12	115	51,06	2,2523	65,8559	57,27	75 Haas, Bernd
13	115	54,44	2,1124	61,7671	53,71	116 Kahl, Michael
14	115	54,88	2,0955	61,2719	53,28	136 Ring, Kilian
15	115	55,32	2,0788	60,7845	52,86	38 Köhler, Ralph
16	115	56,67	2,0293	59,3365	51,60	83 Mohr, Christian
17	115	57,38	2,0042	58,6023	50,96	51 Baumann, Maximilian
18	115	58,99	1,9495	57,0029	49,57	135 Ring, Lothar
19	115	62,21	1,8486	54,0524	47,00	112 Lisi, Agrippino
20	115	63,32	1,8162	53,1049	46,18	130 Przybysz, Paul
21	115	65,91	1,7448	51,0181	44,36	50 Seeger, Eugen
22	115	71,14	1,6165	47,2674	41,10	134 Schweizer, Florian
23	115	71,79	1,6019	46,8394	40,73	92 Schöninger, Andreas
24	115	84,11	1,3673	39,9786	34,76	142 Kessler, Kurt
25	115	85,64	1,3428	39,2644	34,14	35 Schmoll, Peer
26	115	88,67	1,2969	37,9226	32,98	43 Krawczyk, Roman
27	115	89,72	1,2818	37,4788	32,59	141 Blume, Stefan
28	115	89,78	1,2809	37,4538	32,57	48 Wedel, Benjamin
29	100	90,57	1,1041	32,2844	28,07	114 Kratzer, Maximilian
30	115	108,20	1,0628	31,0776	27,02	119 Knocke, Andreas
31	105	171,70	0,6115	17,8812	15,55	103 Weltin, Martin

# MODIFIED -- Overall Stage Results

DM 2011 IPSC Shotgun

Printed Juli 18, 2011 at 20:51



## Stage 3 -- Stage 3

	<b>PTS</b>	<b>TIME</b>	<b>HIT FACTOR</b>	<b>STAGE POINTS</b>	<b>STAGE PERCENT</b>	<b>COMPETITOR # Name</b>
1	115	36,85	3,1208	115,0000	100,00	68 Bogner, Helmut
2	115	40,45	2,8430	104,7651	91,10	64 Braun, Marc
3	105	44,53	2,3580	86,8909	75,56	67 Freyer, Martin
4	115	72,11	1,5948	58,7679	51,10	52 Heinrich, Jörn-Rolf

**OPEN -- Overall Stage Results****DM 2011 IPSC Shotgun**

Printed Juli 18, 2011 at 20:51

**Stage 4 -- Stage 4**

	<b>PTS</b>	<b>TIME</b>	<b>HIT FACTOR</b>	<b>STAGE POINTS</b>	<b>STAGE PERCENT</b>	<b>COMPETITOR # Name</b>
1	80	13,73	5,8267	80,0000	100,00	42 Frey, Felix
2	80	14,42	5,5479	76,1720	95,21	39 Gedeon, Matthias
3	80	14,62	5,4720	75,1300	93,91	97 Gerling, Mark
4	70	13,55	5,1661	70,9299	88,66	41 Frey, Dirk
5	80	15,99	5,0031	68,6929	85,87	84 Streit, Thomas
6	80	16,12	4,9628	68,1390	85,17	37 Kadyk, Christian
7	70	15,12	4,6296	63,5648	79,46	47 Berndt, Dietz-Rudolf
8	80	17,72	4,5147	61,9865	77,48	36 Ketzler, Dirk
9	80	20,89	3,8296	52,5802	65,73	55 Lehmann, Thorsten
10	80	21,14	3,7843	51,9584	64,95	145 Stettisch, Rainer
11	70	18,56	3,7716	51,7834	64,73	34 Lautenschlager, Michael
12	70	19,38	3,6120	49,5924	61,99	98 Volkman, Heinz
13	70	20,29	3,4500	47,3682	59,21	45 Lang, Stefan
14	80	24,06	3,3250	45,6525	57,07	86 Rupp, Rainer
15	80	24,45	3,2720	44,9243	56,16	46 Dose, Klaus-Peter
16	60	19,00	3,1579	43,3579	54,20	56 Semmler, Stefan
17	55	17,87	3,0778	42,2580	52,82	66 Klose, Jens
18	80	27,97	2,8602	39,2706	49,09	143 Belloni, Philippe
19	80	29,73	2,6909	36,9458	46,18	126 Valpertz, Rolf
20	70	27,48	2,5473	34,9745	43,72	110 Gehrsitz, Michael
21	60	26,28	2,2831	31,3470	39,18	89 Bitz, Peter
22	70	34,50	2,0290	27,8580	34,82	148 Deville, Serge
23	80	44,44	1,8002	24,7165	30,90	144 Renkert, Tilo
24	80	46,62	1,7160	23,5607	29,45	88 Licheron, Emmanuel
25	70	45,87	1,5261	20,9527	26,19	44 Lang, Margot
26	0	0,00	0,0000	0,0000	0,00	54 Kroll, Hubert

# STANDARD -- Overall Stage Results

## DM 2011 IPSC Shotgun

Printed Juli 18, 2011 at 20:51



### Stage 4 -- Stage 4

	PTS	TIME	HIT FACTOR	STAGE POINTS	STAGE PERCENT	COMPETITOR # Name
1	80	16,06	4,9813	80,0000	100,00	91 Damm, Oliver
2	80	17,95	4,4568	71,5766	89,47	85 Möller, Klaus
3	80	19,55	4,0921	65,7187	82,15	60 Tuerk, Jochen
4	80	19,98	4,0040	64,3043	80,38	96 Ebert, René
5	80	21,06	3,7987	61,0067	76,26	59 Schmitt, Udo
6	70	19,16	3,6534	58,6743	73,34	58 Wiessner, Bernd
7	80	23,49	3,4057	54,6956	68,37	61 Huppmann, Markus
8	80	23,80	3,3613	53,9832	67,48	82 Fickinger, Tilo
9	80	23,85	3,3543	53,8700	67,34	76 Schuh, Sandra
10	80	24,14	3,3140	53,2229	66,53	87 Seiler, Josef
11	80	24,65	3,2454	52,1217	65,15	72 Hubig, Steffen
12	70	21,96	3,1876	51,1931	63,99	77 Degner, Rainer
13	80	25,81	3,0996	49,7792	62,22	81 Moskopp, Georg
14	80	26,03	3,0734	49,3584	61,70	69 Schilling, Thomas
15	80	26,74	2,9918	48,0479	60,06	147 Lehmann, Stephan
16	80	27,50	2,9091	46,7200	58,40	131 Haas, Bernhard
17	80	29,73	2,6909	43,2156	54,02	100 Kuenzler, Oliver
18	80	29,80	2,6846	43,1141	53,89	127 Lifka, Markus
19	80	30,48	2,6247	42,1522	52,69	65 Hintz, Bastian
20	80	30,62	2,6127	41,9595	52,45	125 Moll, Babette
21	65	27,33	2,3783	38,1961	47,75	40 Heberer, Thomas
22	80	35,12	2,2779	36,5831	45,73	71 Wissgott, Thomas
23	80	35,86	2,2309	35,8282	44,79	146 Zimmermann, Herbert
24	80	36,27	2,2057	35,4232	44,28	73 Fajerski, Andreas
25	65	31,04	2,0941	33,6308	42,04	149 Held, Helmut
26	55	26,36	2,0865	33,5091	41,89	70 Schneider, Lothar
27	80	41,12	1,9455	31,2451	39,06	124 Hilbig, Karl-Heinz
28	70	36,45	1,9204	30,8423	38,55	123 Kuhn, Holger
29	80	49,08	1,6300	26,1777	32,72	133 Fessler, Gunnar

# STANDARD MANUAL -- Overall Stage Results

DM 2011 IPSC Shotgun

Printed Juli 18, 2011 at 20:51



## Stage 4 -- Stage 4

	PTS	TIME	HIT FACTOR	STAGE POINTS	STAGE PERCENT	COMPETITOR # Name
1	80	19,47	4,1089	80,0000	100,00	49 Papzien, Siegbert
2	80	19,96	4,0080	78,0361	97,55	33 Husterer, Markus
3	80	21,60	3,7037	72,1111	90,14	114 Kratzer, Maximilian
4	80	21,72	3,6832	71,7127	89,64	75 Haas, Bernd
5	80	21,97	3,6413	70,8967	88,62	116 Kahl, Michael
6	80	22,29	3,5891	69,8789	87,35	106 Zeller, Stefan
7	80	22,38	3,5746	69,5979	87,00	94 Klippel, Hagen
8	80	22,55	3,5477	69,0732	86,34	62 Weber, Joachim
9	80	23,37	3,4232	66,6496	83,31	63 Häubler, Uwe
10	80	24,21	3,3044	64,3371	80,42	129 Herzig, Alexander
11	80	26,63	3,0041	58,4904	73,11	104 Wagner, Josef
12	80	30,38	2,6333	51,2706	64,09	38 Köhler, Ralph
13	80	31,19	2,5649	49,9391	62,42	107 Barth, Tobias
14	80	31,68	2,5253	49,1667	61,46	83 Mohr, Christian
15	80	35,63	2,2453	43,7160	54,64	51 Baumann, Maximilian
16	80	36,54	2,1894	42,6273	53,28	105 Wagner, Dennis
17	80	39,41	2,0299	39,5230	49,40	134 Schweizer, Florian
18	80	40,20	1,9900	38,7463	48,43	132 Wey, Rolf
19	80	42,77	1,8705	36,4181	45,52	142 Kessler, Kurt
20	80	44,18	1,8108	35,2558	44,07	130 Przybysz, Paul
21	60	36,89	1,6265	31,6671	39,58	136 Ring, Kilian
22	70	43,23	1,6192	31,5267	39,41	135 Ring, Lothar
23	80	49,55	1,6145	31,4349	39,29	48 Wedel, Benjamin
24	80	49,93	1,6022	31,1957	38,99	43 Krawczyk, Roman
25	70	44,41	1,5762	30,6890	38,36	50 Seeger, Eugen
26	80	55,24	1,4482	28,1970	35,25	92 Schöninger, Andreas
27	80	57,31	1,3959	27,1785	33,97	112 Lisi, Agrippino
28	70	53,58	1,3065	25,4367	31,80	35 Schmoll, Peer
29	80	69,85	1,1453	22,2992	27,87	141 Blume, Stefan
30	55	110,96	0,4957	9,6508	12,06	103 Weltin, Martin
31	0	41,00	0,0000	0,0000	0,00	119 Knocke, Andreas

# MODIFIED -- Overall Stage Results

DM 2011 IPSC Shotgun

Printed Juli 18, 2011 at 20:51



## Stage 4 -- Stage 4

	<b>PTS</b>	<b>TIME</b>	<b>HIT FACTOR</b>	<b>STAGE POINTS</b>	<b>STAGE PERCENT</b>	<b>COMPETITOR # Name</b>
1	80	21,06	3,7987	80,0000	100,00	68 Bogner, Helmut
2	70	20,70	3,3816	71,2174	89,02	64 Braun, Marc
3	65	26,63	2,4409	51,4044	64,26	67 Freyer, Martin
4	80	35,37	2,2618	47,6336	59,54	52 Heinrich, Jörn-Rolf

# OPEN -- Overall Stage Results

## DM 2011 IPSC Shotgun

Printed Juli 18, 2011 at 20:51



### Stage 5 -- Stage 5

	PTS	TIME	HIT FACTOR	STAGE POINTS	STAGE PERCENT	COMPETITOR # Name
1	59	9,92	5,9476	60,0000	100,00	41 Frey, Dirk
2	55	12,03	4,5719	46,1220	76,87	36 Ketzler, Dirk
3	58	13,33	4,3511	43,8944	73,16	39 Gedeon, Matthias
4	57	13,42	4,2474	42,8483	71,41	42 Frey, Felix
5	59	14,61	4,0383	40,7392	67,90	47 Berndt, Dietz-Rudolf
6	59	14,97	3,9412	39,7595	66,27	84 Streit, Thomas
7	60	15,46	3,8810	39,1519	65,25	56 Semmler, Stefan
8	58	15,03	3,8589	38,9296	64,88	97 Gerling, Mark
9	56	15,95	3,5110	35,4192	59,03	55 Lehmann, Thorsten
10	58	17,72	3,2731	33,0199	55,03	89 Bitz, Peter
11	59	18,80	3,1383	31,6596	52,77	143 Belloni, Philippe
12	56	18,97	2,9520	29,7805	49,63	45 Lang, Stefan
13	57	19,61	2,9067	29,3230	48,87	37 Kadyk, Christian
14	44	16,10	2,7329	27,5701	45,95	66 Klose, Jens
15	59	21,69	2,7201	27,4412	45,74	145 Stettensch, Rainer
16	56	21,71	2,5795	26,0219	43,37	110 Gehrsitz, Michael
17	58	22,91	2,5316	25,5396	42,57	148 Deville, Serge
18	57	23,40	2,4359	24,5737	40,96	98 Volkmann, Heinz
19	58	24,72	2,3463	23,6696	39,45	86 Rupp, Rainer
20	53	26,12	2,0291	20,4698	34,12	144 Renkert, Tilo
21	53	26,77	1,9798	19,9728	33,29	88 Licheron, Emmanuel
22	44	24,59	1,7893	18,0512	30,09	34 Lautenschlager, Michael
23	27	17,38	1,5535	15,6720	26,12	46 Dose, Klaus-Peter
24	44	35,23	1,2489	12,5994	21,00	126 Valpertz, Rolf
25	42	56,21	0,7472	7,5378	12,56	44 Lang, Margot
26	0	0,00	0,0000	0,0000	0,00	54 Kroll, Hubert

# STANDARD -- Overall Stage Results

DM 2011 IPSC Shotgun

Printed Juli 18, 2011 at 20:51



## Stage 5 -- Stage 5

	PTS	TIME	HIT FACTOR	STAGE POINTS	STAGE PERCENT	COMPETITOR # Name
1	58	14,28	4,0616	60,0000	100,00	91 Damm, Oliver
2	58	17,16	3,3800	49,9301	83,22	82 Fickinger, Tilo
3	59	17,64	3,3447	49,4089	82,35	40 Heberer, Thomas
4	55	17,31	3,1774	46,9372	78,23	147 Lehmann, Stephan
5	54	17,78	3,0371	44,8656	74,78	61 Huppmann, Markus
6	55	18,25	3,0137	44,5196	74,20	59 Schmitt, Udo
7	58	19,63	2,9547	43,6475	72,75	85 Möller, Klaus
8	59	20,66	2,8558	42,1865	70,31	69 Schilling, Thomas
9	58	20,31	2,8557	42,1861	70,31	70 Schneider, Lothar
10	56	19,62	2,8542	42,1639	70,27	72 Hubig, Steffen
11	47	16,49	2,8502	42,1045	70,17	100 Kuenzler, Oliver
12	59	20,96	2,8149	41,5826	69,30	77 Degner, Rainer
13	58	20,76	2,7938	41,2717	68,79	96 Ebert, René
14	53	19,74	2,6849	39,6625	66,10	58 Wiessner, Bernd
15	52	20,10	2,5871	38,2172	63,70	149 Held, Helmut
16	57	22,39	2,5458	37,6073	62,68	81 Moskopp, Georg
17	41	16,33	2,5107	37,0893	61,82	65 Hintz, Bastian
18	59	23,83	2,4759	36,5746	60,96	73 Fajerski, Andreas
19	54	22,49	2,4011	35,4696	59,12	146 Zimmermann, Herbert
20	58	24,28	2,3888	35,2883	58,81	133 Fessler, Gunnar
21	60	25,31	2,3706	35,0196	58,37	124 Hilbig, Karl-Heinz
22	56	24,59	2,2773	33,6419	56,07	123 Kuhn, Holger
23	42	18,97	2,2140	32,7065	54,51	60 Tuerk, Jochen
24	57	26,60	2,1429	31,6552	52,76	127 Lifka, Markus
25	41	21,36	1,9195	28,3553	47,26	76 Schuh, Sandra
26	59	31,69	1,8618	27,5031	45,84	71 Wissgott, Thomas
27	40	22,30	1,7937	26,4976	44,16	87 Seiler, Josef
28	57	32,36	1,7614	26,0206	43,37	131 Haas, Bernhard
29	41	30,62	1,3390	19,7802	32,97	125 Moll, Babette

# STANDARD MANUAL -- Overall Stage Results

DM 2011 IPSC Shotgun

Printed Juli 18, 2011 at 20:51



## Stage 5 -- Stage 5

	PTS	TIME	HIT FACTOR	STAGE POINTS	STAGE PERCENT	COMPETITOR # Name
1	60	14,14	4,2433	60,0000	100,00	49 Papzien, Siegbert
2	56	15,80	3,5443	50,1165	83,53	129 Herzig, Alexander
3	56	17,29	3,2389	45,7976	76,33	75 Haas, Bernd
4	59	18,82	3,1350	44,3284	73,88	94 Klippel, Hagen
5	59	18,93	3,1167	44,0708	73,45	62 Weber, Joachim
6	56	18,84	2,9724	42,0297	70,05	106 Zeller, Stefan
7	57	19,47	2,9276	41,3960	68,99	114 Kratzer, Maximilian
8	56	19,21	2,9151	41,2202	68,70	116 Kahl, Michael
9	56	20,31	2,7573	38,9877	64,98	33 Husterer, Markus
10	51	18,75	2,7200	38,4608	64,10	63 Häubler, Uwe
11	59	21,86	2,6990	38,1638	63,61	135 Ring, Lothar
12	59	23,10	2,5541	36,1152	60,19	83 Mohr, Christian
13	56	22,97	2,4380	34,4728	57,45	107 Barth, Tobias
14	57	24,00	2,3750	33,5825	55,97	105 Wagner, Dennis
15	58	24,75	2,3434	33,1362	55,23	38 Köhler, Ralph
16	58	24,78	2,3406	33,0960	55,16	136 Ring, Kilian
17	60	27,65	2,1700	30,6835	51,14	50 Seeger, Eugen
18	56	25,85	2,1663	30,6321	51,05	104 Wagner, Josef
19	60	28,69	2,0913	29,5713	49,29	130 Przybysz, Paul
20	60	29,81	2,0127	28,4602	47,43	119 Knocke, Andreas
21	52	26,76	1,9432	27,4768	45,79	112 Lisi, Agrippino
22	53	30,02	1,7655	24,9640	41,61	132 Wey, Rolf
23	58	33,14	1,7502	24,7471	41,25	51 Baumann, Maximilian
24	59	33,97	1,7368	24,5587	40,93	134 Schweizer, Florian
25	56	36,44	1,5368	21,7300	36,22	92 Schöninger, Andreas
26	56	39,28	1,4257	20,1589	33,60	48 Wedel, Benjamin
27	49	40,16	1,2201	17,2525	28,75	142 Kessler, Kurt
28	28	36,88	0,7592	10,7354	17,89	35 Schmoll, Peer
29	28	51,60	0,5426	7,6729	12,79	43 Krawczyk, Roman
30	14	34,02	0,4115	5,8189	9,70	103 Weltin, Martin
31	8	28,73	0,2785	3,9373	6,56	141 Blume, Stefan

# MODIFIED -- Overall Stage Results

DM 2011 IPSC Shotgun

Printed Juli 18, 2011 at 20:51



## Stage 5 -- Stage 5

	<b>PTS</b>	<b>TIME</b>	<b>HIT FACTOR</b>	<b>STAGE POINTS</b>	<b>STAGE PERCENT</b>	<b>COMPETITOR # Name</b>
1	59	16,10	3,6646	60,0000	100,00	64 Braun, Marc
2	57	16,70	3,4132	55,8835	93,14	68 Bogner, Helmut
3	55	16,99	3,2372	53,0023	88,34	52 Heinrich, Jörn-Rolf
4	58	19,53	2,9698	48,6240	81,04	67 Freyer, Martin

**OPEN -- Overall Stage Results****DM 2011 IPSC Shotgun**

Printed Juli 18, 2011 at 20:51

**Stage 6 -- Stage 6**

	<b>PTS</b>	<b>TIME</b>	<b>HIT FACTOR</b>	<b>STAGE POINTS</b>	<b>STAGE PERCENT</b>	<b>COMPETITOR # Name</b>
1	60	12,13	4,9464	80,0000	100,00	41 Frey, Dirk
2	70	14,78	4,7361	76,5990	95,75	97 Gerling, Mark
3	70	14,95	4,6823	75,7280	94,66	37 Kadyk, Christian
4	70	15,18	4,6113	74,5806	93,23	36 Ketzler, Dirk
5	70	15,63	4,4786	72,4333	90,54	42 Frey, Felix
6	70	15,82	4,4248	71,5634	89,45	34 Lautenschlager, Michael
7	80	18,23	4,3884	70,9746	88,72	84 Streit, Thomas
8	70	16,69	4,1941	67,8330	84,79	47 Berndt, Dietz-Rudolf
9	70	17,11	4,0912	66,1679	82,71	39 Gedeon, Matthias
10	70	17,78	3,9370	63,6745	79,59	56 Semmler, Stefan
11	70	18,53	3,7777	61,0973	76,37	98 Volkmann, Heinz
12	80	21,55	3,7123	60,0402	75,05	66 Klose, Jens
13	80	21,59	3,7054	59,9290	74,91	55 Lehmann, Thorsten
14	70	22,50	3,1111	50,3170	62,90	86 Rupp, Rainer
15	80	28,23	2,8339	45,8330	57,29	145 Stettisch, Rainer
16	80	28,35	2,8219	45,6390	57,05	45 Lang, Stefan
17	70	25,42	2,7537	44,5371	55,67	143 Belloni, Philippe
18	80	30,94	2,5856	41,8186	52,27	126 Valpertz, Rolf
19	70	29,79	2,3498	38,0038	47,50	46 Dose, Klaus-Peter
20	70	29,99	2,3341	37,7504	47,19	148 Deville, Serge
21	70	31,09	2,2515	36,4147	45,52	110 Gehrsitz, Michael
22	70	31,56	2,2180	35,8724	44,84	89 Bitz, Peter
23	70	40,69	1,7203	27,8234	34,78	44 Lang, Margot
24	70	50,16	1,3955	22,5704	28,21	144 Renkert, Tilo
25	70	71,43	0,9800	15,8496	19,81	88 Licheron, Emmanuel
26	0	0,00	0,0000	0,0000	0,00	54 Kroll, Hubert

# STANDARD -- Overall Stage Results

DM 2011 IPSC Shotgun

Printed Juli 18, 2011 at 20:51



## Stage 6 -- Stage 6

	PTS	TIME	HIT FACTOR	STAGE POINTS	STAGE PERCENT	COMPETITOR # Name
1	70	17,34	4,0369	80,0000	100,00	59 Schmitt, Udo
2	70	17,55	3,9886	79,0427	98,80	65 Hintz, Bastian
3	70	17,98	3,8932	77,1524	96,44	60 Tuerk, Jochen
4	70	18,67	3,7493	74,3010	92,88	87 Seiler, Josef
5	80	21,85	3,6613	72,5570	90,70	82 Fickinger, Tilo
6	70	20,25	3,4568	68,5037	85,63	100 Kuenzler, Oliver
7	55	16,06	3,4247	67,8669	84,83	91 Damm, Oliver
8	60	18,75	3,2000	63,4149	79,27	58 Wiessner, Bernd
9	70	21,91	3,1949	63,3136	79,14	96 Ebert, René
10	70	22,09	3,1689	62,7976	78,50	40 Heberer, Thomas
11	70	23,17	3,0211	59,8705	74,84	147 Lehmann, Stephan
12	70	23,49	2,9800	59,0549	73,82	72 Hubig, Steffen
13	80	27,76	2,8818	57,1099	71,39	61 Huppmann, Markus
14	60	21,55	2,7842	55,1753	68,97	81 Moskopp, Georg
15	70	25,35	2,7613	54,7219	68,40	149 Held, Helmut
16	70	26,13	2,6789	53,0884	66,36	85 Möller, Klaus
17	80	32,89	2,4324	48,2022	60,25	70 Schneider, Lothar
18	80	35,18	2,2740	45,0646	56,33	131 Haas, Bernhard
19	70	30,89	2,2661	44,9077	56,13	133 Fessler, Gunnar
20	70	32,71	2,1400	42,4090	53,01	71 Wissgott, Thomas
21	80	37,48	2,1345	42,2991	52,87	73 Fajerski, Andreas
22	60	30,18	1,9881	39,3979	49,25	146 Zimmermann, Herbert
23	60	31,35	1,9139	37,9275	47,41	76 Schuh, Sandra
24	70	38,53	1,8168	36,0031	45,00	123 Kuhn, Holger
25	80	44,38	1,8026	35,7227	44,65	125 Moll, Babette
26	70	42,31	1,6545	32,7866	40,98	127 Lifka, Markus
27	60	41,33	1,4517	28,7691	35,96	69 Schilling, Thomas
28	60	41,65	1,4406	28,5481	35,69	124 Hilbig, Karl-Heinz
29	40	37,45	1,0681	21,1665	26,46	77 Degner, Rainer

# STANDARD MANUAL -- Overall Stage Results

DM 2011 IPSC Shotgun

Printed Juli 18, 2011 at 20:51



## Stage 6 -- Stage 6

	PTS	TIME	HIT FACTOR	STAGE POINTS	STAGE PERCENT	COMPETITOR # Name
1	70	18,48	3,7879	80,0000	100,00	129 Herzig, Alexander
2	70	18,73	3,7373	78,9322	98,67	33 Husterer, Markus
3	80	21,46	3,7279	78,7325	98,42	114 Kratzer, Maximilian
4	70	20,92	3,3461	70,6692	88,34	106 Zeller, Stefan
5	70	21,27	3,2910	69,5063	86,88	63 Häubler, Uwe
6	70	22,95	3,0501	64,4183	80,52	49 Papzien, Siegbert
7	70	23,95	2,9228	61,7286	77,16	94 Klippel, Hagen
8	80	28,69	2,7884	58,8916	73,61	135 Ring, Lothar
9	70	26,51	2,6405	55,7676	69,71	75 Haas, Bernd
10	70	27,79	2,5189	53,1990	66,50	116 Kahl, Michael
11	60	24,93	2,4067	50,8303	63,54	62 Weber, Joachim
12	70	29,69	2,3577	49,7945	62,24	104 Wagner, Josef
13	70	32,13	2,1786	46,0131	57,52	83 Mohr, Christian
14	70	32,17	2,1759	45,9559	57,44	107 Barth, Tobias
15	70	32,26	2,1699	45,8277	57,28	130 Przybysz, Paul
16	70	32,32	2,1658	45,7426	57,18	132 Wey, Rolf
17	70	36,72	1,9063	40,2614	50,33	136 Ring, Kilian
18	60	31,63	1,8969	40,0632	50,08	51 Baumann, Maximilian
19	60	33,58	1,7868	37,7367	47,17	38 Köhler, Ralph
20	70	40,25	1,7391	36,7304	45,91	119 Knocke, Andreas
21	80	46,90	1,7058	36,0256	45,03	92 Schöninger, Andreas
22	60	39,60	1,5152	32,0000	40,00	112 Lisi, Agrippino
23	70	46,53	1,5044	31,7731	39,72	105 Wagner, Dennis
24	80	57,73	1,3858	29,2673	36,58	142 Kessler, Kurt
25	60	44,28	1,3550	28,6179	35,77	50 Seeger, Eugen
26	80	64,48	1,2407	26,2035	32,75	141 Blume, Stefan
27	70	63,91	1,0953	23,1325	28,92	43 Krawczyk, Roman
28	55	52,08	1,0561	22,3041	27,88	134 Schweizer, Florian
29	60	63,99	0,9376	19,8031	24,75	35 Schmoll, Peer
30	70	78,51	0,8916	18,8307	23,54	48 Wedel, Benjamin
31	0	74,34	0,0000	0,0000	0,00	103 Weltin, Martin

# MODIFIED -- Overall Stage Results

DM 2011 IPSC Shotgun

Printed Juli 18, 2011 at 20:51



## Stage 6 -- Stage 6

	<b>PTS</b>	<b>TIME</b>	<b>HIT FACTOR</b>	<b>STAGE POINTS</b>	<b>STAGE PERCENT</b>	<b>COMPETITOR # Name</b>
1	70	19,10	3,6649	80,0000	100,00	68 Bogner, Helmut
2	60	19,73	3,0411	66,3819	82,98	67 Freyer, Martin
3	80	34,47	2,3209	50,6610	63,33	52 Heinrich, Jörn-Rolf
4	80	36,80	2,1739	47,4534	59,32	64 Braun, Marc

**OPEN -- Overall Stage Results****DM 2011 IPSC Shotgun**

Printed Juli 18, 2011 at 20:51

**Stage 7 -- Stage 7**

	<b>PTS</b>	<b>TIME</b>	<b>HIT FACTOR</b>	<b>STAGE POINTS</b>	<b>STAGE PERCENT</b>	<b>COMPETITOR # Name</b>
1	29	5,64	5,1418	30,0000	100,00	41 Frey, Dirk
2	26	6,46	4,0248	23,4824	78,27	36 Ketzler, Dirk
3	29	7,89	3,6755	21,4449	71,48	39 Gedeon, Matthias
4	26	7,72	3,3679	19,6498	65,50	42 Frey, Felix
5	29	9,19	3,1556	18,4113	61,37	56 Semmler, Stefan
6	27	8,56	3,1542	18,4032	61,34	37 Kadyk, Christian
7	22	7,52	2,9255	17,0690	56,90	84 Streit, Thomas
8	28	12,18	2,2989	13,4126	44,71	45 Lang, Stefan
9	29	13,06	2,2205	12,9556	43,19	34 Lautenschlager, Michael
10	29	13,10	2,2137	12,9160	43,05	55 Lehmann, Thorsten
11	21	9,88	2,1255	12,4012	41,34	47 Berndt, Dietz-Rudolf
12	25	12,90	1,9380	11,3071	37,69	98 Volkmann, Heinz
13	25	12,93	1,9335	11,2809	37,60	66 Klose, Jens
14	27	15,27	1,7682	10,3164	34,39	126 Valpertz, Rolf
15	26	15,91	1,6342	9,5347	31,78	46 Dose, Klaus-Peter
16	28	18,33	1,5276	8,9125	29,71	44 Lang, Margot
17	23	15,57	1,4772	8,6187	28,73	110 Gehrsitz, Michael
18	12	13,08	0,9174	5,3527	17,84	89 Bitz, Peter
19	12	14,14	0,8487	4,9515	16,50	145 Stettmisch, Rainer
20	13	15,79	0,8233	4,8036	16,01	97 Gerling, Mark
21	12	15,60	0,7692	4,4881	14,96	86 Rupp, Rainer
22	13	17,17	0,7571	4,4175	14,72	148 Deville, Serge
23	14	183,30	0,0764	0,4456	1,49	88 Licheron, Emmanuel
24	0	30,37	0,0000	0,0000	0,00	144 Renkert, Tilo
25	0	0,00	0,0000	0,0000	0,00	54 Kroll, Hubert
26	0	19,30	0,0000	0,0000	0,00	143 Belloni, Philippe

# STANDARD -- Overall Stage Results

DM 2011 IPSC Shotgun

Printed Juli 18, 2011 at 20:51



## Stage 7 -- Stage 7

	PTS	TIME	HIT FACTOR	STAGE POINTS	STAGE PERCENT	COMPETITOR # Name
1	26	8,42	3,0879	30,0000	100,00	149 Held, Helmut
2	28	10,49	2,6692	25,9324	86,44	124 Hilbig, Karl-Heinz
3	28	11,72	2,3891	23,2108	77,37	77 Degner, Rainer
4	28	12,25	2,2857	22,2066	74,02	127 Lifka, Markus
5	25	11,15	2,2422	21,7834	72,61	85 Möller, Klaus
6	29	13,13	2,2087	21,4582	71,53	147 Lehmann, Stephan
7	23	12,73	1,8068	17,5533	58,51	81 Moskopp, Georg
8	25	15,19	1,6458	15,9898	53,30	72 Hubig, Steffen
9	25	15,61	1,6015	15,5596	51,87	71 Wissgott, Thomas
10	25	16,13	1,5499	15,0579	50,19	82 Fickinger, Tilo
11	25	16,47	1,5179	14,7471	49,16	59 Schmitt, Udo
12	22	15,97	1,3776	13,3837	44,61	96 Ebert, René
13	14	10,59	1,3220	12,8438	42,81	91 Damm, Oliver
14	24	18,33	1,3093	12,7206	42,40	40 Heberer, Thomas
15	24	18,97	1,2652	12,2915	40,97	61 Huppmann, Markus
16	15	14,63	1,0253	9,9611	33,20	87 Seiler, Josef
17	30	29,58	1,0142	9,8533	32,84	60 Tuerk, Jochen
18	12	15,25	0,7869	7,6449	25,48	123 Kuhn, Holger
19	25	32,96	0,7585	7,3691	24,56	125 Moll, Babette
20	15	25,59	0,5862	5,6948	18,98	100 Kuenzler, Oliver
21	13	22,37	0,5811	5,6460	18,82	69 Schilling, Thomas
22	8	13,80	0,5797	5,6321	18,77	70 Schneider, Lothar
23	8	19,56	0,4090	3,9736	13,25	76 Schuh, Sandra
24	10	26,09	0,3833	3,7238	12,41	73 Fajerski, Andreas
25	0	13,10	0,0000	0,0000	0,00	133 Fessler, Gunnar
26	0	17,31	0,0000	0,0000	0,00	65 Hintz, Bastian
27	0	35,31	0,0000	0,0000	0,00	58 Wiessner, Bernd
28	0	14,34	0,0000	0,0000	0,00	146 Zimmermann, Herbert
29	0	15,68	0,0000	0,0000	0,00	131 Haas, Bernhard

# STANDARD MANUAL -- Overall Stage Results

DM 2011 IPSC Shotgun

Printed Juli 18, 2011 at 20:51



## Stage 7 -- Stage 7

	PTS	TIME	HIT FACTOR	STAGE POINTS	STAGE PERCENT	COMPETITOR # Name
1	29	11,73	2,4723	30,0000	100,00	38 Köhler, Ralph
2	27	11,02	2,4501	29,7306	99,10	33 Husterer, Markus
3	28	11,44	2,4476	29,6998	99,00	114 Kratzer, Maximilian
4	29	11,93	2,4308	29,4971	98,32	49 Papzien, Siegbert
5	23	9,73	2,3638	28,6838	95,61	63 Häubler, Uwe
6	27	12,78	2,1127	25,6362	85,45	94 Klippel, Hagen
7	26	13,62	1,9090	23,1642	77,21	106 Zeller, Stefan
8	29	15,21	1,9066	23,1361	77,12	129 Herzig, Alexander
9	14	10,88	1,2868	15,6142	52,05	107 Barth, Tobias
10	29	22,57	1,2849	15,5915	51,97	130 Przybysz, Paul
11	13	11,50	1,1304	13,7172	45,72	135 Ring, Lothar
12	14	13,15	1,0646	12,9188	43,06	51 Baumann, Maximilian
13	23	23,49	0,9791	11,8814	39,60	43 Krawczyk, Roman
14	20	22,20	0,9009	10,9320	36,44	136 Ring, Kilian
15	10	12,81	0,7806	9,4727	31,58	119 Knocke, Andreas
16	12	16,67	0,7199	8,7351	29,12	62 Weber, Joachim
17	13	21,47	0,6055	7,3474	24,49	50 Seeger, Eugen
18	24	41,70	0,5755	6,9839	23,28	48 Wedel, Benjamin
19	11	20,48	0,5371	6,5175	21,73	104 Wagner, Josef
20	12	23,00	0,5217	6,3310	21,10	75 Haas, Bernd
21	14	28,63	0,4890	5,9337	19,78	141 Blume, Stefan
22	30	62,81	0,4776	5,7958	19,32	142 Kessler, Kurt
23	14	30,67	0,4565	5,5391	18,46	112 Lisi, Agrippino
24	11	30,74	0,3578	4,3422	14,47	132 Wey, Rolf
25	11	32,86	0,3348	4,0621	13,54	92 Schöninger, Andreas
26	0	19,06	0,0000	0,0000	0,00	105 Wagner, Dennis
27	0	12,23	0,0000	0,0000	0,00	134 Schweizer, Florian
28	0	13,58	0,0000	0,0000	0,00	116 Kahl, Michael
29	0	164,33	0,0000	0,0000	0,00	103 Weltin, Martin
30	0	17,04	0,0000	0,0000	0,00	83 Mohr, Christian
31	0	92,80	0,0000	0,0000	0,00	35 Schmoll, Peer

# MODIFIED -- Overall Stage Results

DM 2011 IPSC Shotgun

Printed Juli 18, 2011 at 20:51



## Stage 7 -- Stage 7

	<b>PTS</b>	<b>TIME</b>	<b>HIT FACTOR</b>	<b>STAGE POINTS</b>	<b>STAGE PERCENT</b>	<b>COMPETITOR # Name</b>
1	29	9,31	3,1149	30,0000	100,00	68 Bogner, Helmut
2	28	11,30	2,4779	23,8645	79,55	64 Braun, Marc
3	26	12,20	2,1311	20,5252	68,42	52 Heinrich, Jörn-Rolf
4	28	14,38	1,9471	18,7531	62,51	67 Freyer, Martin

**OPEN -- Overall Stage Results****DM 2011 IPSC Shotgun**

Printed Juli 18, 2011 at 20:51

**Stage 8 -- Stage 8**

	<b>PTS</b>	<b>TIME</b>	<b>HIT FACTOR</b>	<b>STAGE POINTS</b>	<b>STAGE PERCENT</b>	<b>COMPETITOR # Name</b>
1	40	4,15	9,6386	40,0000	100,00	84 Streit, Thomas
2	40	4,42	9,0498	37,5566	93,89	41 Frey, Dirk
3	40	5,14	7,7821	32,2957	80,74	36 Ketzler, Dirk
4	40	5,47	7,3126	30,3473	75,87	66 Klose, Jens
5	40	5,53	7,2333	30,0181	75,05	47 Berndt, Dietz-Rudolf
6	40	5,57	7,1813	29,8025	74,51	34 Lautenschlager, Michael
7	40	5,66	7,0671	29,3286	73,32	42 Frey, Felix
8	40	5,77	6,9324	28,7695	71,92	37 Kadyk, Christian
9	40	6,41	6,2402	25,8970	64,74	46 Dose, Klaus-Peter
10	40	6,43	6,2208	25,8165	64,54	97 Gerling, Mark
11	40	6,78	5,8997	24,4838	61,21	39 Gedeon, Matthias
12	40	7,05	5,6738	23,5461	58,87	55 Lehmann, Thorsten
13	40	7,36	5,4348	22,5543	56,39	98 Volkmann, Heinz
14	40	8,11	4,9322	20,4686	51,17	143 Belloni, Philippe
15	40	8,49	4,7114	19,5524	48,88	86 Rupp, Rainer
16	40	8,57	4,6674	19,3699	48,42	45 Lang, Stefan
17	40	8,68	4,6083	19,1244	47,81	56 Semmler, Stefan
18	40	8,68	4,6083	19,1244	47,81	148 Deville, Serge
19	40	8,84	4,5249	18,7783	46,95	110 Gehrsitz, Michael
20	40	8,84	4,5249	18,7783	46,95	54 Kroll, Hubert
21	40	9,36	4,2735	17,7350	44,34	89 Bitz, Peter
22	40	10,14	3,9448	16,3708	40,93	126 Valpertz, Rolf
23	40	11,13	3,5939	14,9146	37,29	88 Licheron, Emmanuel
24	40	11,96	3,3445	13,8796	34,70	145 Stettinisch, Rainer
25	40	13,19	3,0326	12,5853	31,46	44 Lang, Margot
26	40	14,43	2,7720	11,5038	28,76	144 Renkert, Tilo

# STANDARD -- Overall Stage Results

DM 2011 IPSC Shotgun

Printed Juli 18, 2011 at 20:51



## Stage 8 -- Stage 8

	PTS	TIME	HIT FACTOR	STAGE POINTS	STAGE PERCENT	COMPETITOR # Name
1	40	5,05	7,9208	40,0000	100,00	91 Damm, Oliver
2	40	5,36	7,4627	37,6866	94,22	85 Möller, Klaus
3	40	5,92	6,7568	34,1216	85,30	59 Schmitt, Udo
4	40	5,99	6,6778	33,7229	84,31	72 Hubig, Steffen
5	40	6,07	6,5898	33,2784	83,20	58 Wiessner, Bernd
6	40	6,10	6,5574	33,1148	82,79	87 Seiler, Josef
7	40	6,39	6,2598	31,6119	79,03	149 Held, Helmut
8	40	6,53	6,1256	30,9342	77,34	70 Schneider, Lothar
9	40	6,78	5,8997	29,7935	74,48	82 Fickinger, Tilo
10	40	7,05	5,6738	28,6525	71,63	100 Kuenzler, Oliver
11	40	7,50	5,3333	26,9333	67,33	96 Ebert, René
12	40	7,83	5,1086	25,7982	64,50	60 Tuerk, Jochen
13	40	7,93	5,0441	25,4729	63,68	131 Haas, Bernhard
14	40	7,96	5,0251	25,3769	63,44	69 Schilling, Thomas
15	40	8,13	4,9200	24,8462	62,12	73 Fajerski, Andreas
16	40	8,20	4,8780	24,6341	61,59	127 Lifka, Markus
17	40	8,41	4,7562	24,0190	60,05	65 Hintz, Bastian
18	40	9,10	4,3956	22,1978	55,49	71 Wissgott, Thomas
19	40	9,11	4,3908	22,1734	55,43	123 Kuhn, Holger
20	40	9,64	4,1494	20,9544	52,39	133 Fessler, Gunnar
21	40	11,44	3,4965	17,6573	44,14	61 Huppmann, Markus
22	25	7,47	3,3467	16,9009	42,25	81 Moskopp, Georg
23	25	7,72	3,2383	16,3536	40,88	147 Lehmann, Stephan
24	40	12,55	3,1873	16,0956	40,24	77 Degner, Rainer
25	25	7,95	3,1447	15,8805	39,70	146 Zimmermann, Herbert
26	25	8,14	3,0713	15,5098	38,77	76 Schuh, Sandra
27	40	13,66	2,9283	14,7877	36,97	124 Hilbig, Karl-Heinz
28	40	15,59	2,5657	12,9570	32,39	40 Heberer, Thomas
29	40	18,67	2,1425	10,8195	27,05	125 Moll, Babette

# STANDARD MANUAL -- Overall Stage Results

DM 2011 IPSC Shotgun

Printed Juli 18, 2011 at 20:51




## Stage 8 -- Stage 8

	PTS	TIME	HIT FACTOR	STAGE POINTS	STAGE PERCENT	COMPETITOR # Name
1	40	6,26	6,3898	40,0000	100,00	106 Zeller, Stefan
2	40	6,68	5,9880	37,4850	93,71	116 Kahl, Michael
3	40	6,78	5,8997	36,9322	92,33	114 Kratzer, Maximilian
4	40	7,03	5,6899	35,6188	89,05	63 Häußler, Uwe
5	40	7,89	5,0697	31,7364	79,34	129 Herzig, Alexander
6	40	8,29	4,8251	30,2051	75,51	105 Wagner, Dennis
7	40	8,35	4,7904	29,9880	74,97	62 Weber, Joachim
8	40	8,43	4,7450	29,7034	74,26	49 Papzien, Siegbert
9	40	8,84	4,5249	28,3258	70,81	107 Barth, Tobias
10	40	9,04	4,4248	27,6991	69,25	75 Haas, Bernd
11	40	9,09	4,4004	27,5468	68,87	83 Mohr, Christian
12	40	9,49	4,2150	26,3857	65,96	33 Husterer, Markus
13	40	9,84	4,0650	25,4472	63,62	104 Wagner, Josef
14	40	10,04	3,9841	24,9402	62,35	132 Wey, Rolf
15	40	10,09	3,9643	24,8167	62,04	130 Przybysz, Paul
16	40	10,17	3,9331	24,6214	61,55	38 Köhler, Ralph
17	40	10,44	3,8314	23,9847	59,96	94 Klippel, Hagen
18	40	10,76	3,7175	23,2714	58,18	50 Seeger, Eugen
19	40	10,94	3,6563	22,8885	57,22	92 Schöninger, Andreas
20	40	11,98	3,3389	20,9015	52,25	136 Ring, Kilian
21	40	12,48	3,2051	20,0641	50,16	35 Schmoll, Peer
22	40	12,77	3,1323	19,6085	49,02	51 Baumann, Maximilian
23	40	12,87	3,1080	19,4561	48,64	135 Ring, Lothar
24	40	13,66	2,9283	18,3309	45,83	119 Knocke, Andreas
25	40	16,73	2,3909	14,9671	37,42	43 Krawczyk, Roman
26	40	18,42	2,1716	13,5939	33,98	112 Lisi, Agrippino
27	40	18,63	2,1471	13,4407	33,60	134 Schweizer, Florian
28	40	19,12	2,0921	13,0962	32,74	48 Wedel, Benjamin
29	40	20,11	1,9891	12,4515	31,13	103 Weltin, Martin
30	40	28,22	1,4174	8,8731	22,18	142 Kessler, Kurt
31	40	47,33	0,8451	5,2905	13,23	141 Blume, Stefan

# MODIFIED -- Overall Stage Results

DM 2011 IPSC Shotgun

Printed Juli 18, 2011 at 20:51



## Stage 8 -- Stage 8

	<b>PTS</b>	<b>TIME</b>	<b>HIT FACTOR</b>	<b>STAGE POINTS</b>	<b>STAGE PERCENT</b>	<b>COMPETITOR # Name</b>
1	40	6,35	6,2992	40,0000	100,00	67 Freyer, Martin
2	40	8,42	4,7506	30,1663	75,42	64 Braun, Marc
3	40	8,90	4,4944	28,5393	71,35	68 Bogner, Helmut
4	40	16,64	2,4038	15,2644	38,16	52 Heinrich, Jörn-Rolf

# OPEN -- Overall Stage Results

## DM 2011 IPSC Shotgun

Printed Juli 18, 2011 at 20:51



### Stage 9 -- Stage 9

	PTS	TIME	HIT FACTOR	STAGE POINTS	STAGE PERCENT	COMPETITOR # Name
1	40	4,57	8,7527	40,0000	100,00	37 Kadyk, Christian
2	40	5,10	7,8431	35,8431	89,61	34 Lautenschlager, Michael
3	40	5,24	7,6336	34,8855	87,21	97 Gerling, Mark
4	40	5,41	7,3937	33,7893	84,47	84 Streit, Thomas
5	40	6,35	6,2992	28,7874	71,97	66 Klose, Jens
6	40	6,51	6,1444	28,0799	70,20	89 Bitz, Peter
7	40	6,51	6,1444	28,0799	70,20	42 Frey, Felix
8	40	7,04	5,6818	25,9659	64,91	145 Stettisch, Rainer
9	40	7,18	5,5710	25,4596	63,65	41 Frey, Dirk
10	40	7,34	5,4496	24,9046	62,26	110 Gehrsitz, Michael
11	40	7,59	5,2701	24,0843	60,21	45 Lang, Stefan
12	40	7,62	5,2493	23,9895	59,97	47 Berndt, Dietz-Rudolf
13	40	7,70	5,1948	23,7403	59,35	143 Belloni, Philippe
14	40	7,74	5,1680	23,6176	59,04	39 Gedeon, Matthias
15	25	5,25	4,7619	21,7619	54,40	36 Ketzler, Dirk
16	40	11,00	3,6364	16,6182	41,55	86 Rupp, Rainer
17	25	7,33	3,4106	15,5866	38,97	55 Lehmann, Thorsten
18	40	11,82	3,3841	15,4653	38,66	98 Volkman, Heinz
19	25	8,84	2,8281	12,9242	32,31	88 Licheron, Emmanuel
20	25	9,89	2,5278	11,5521	28,88	126 Valpertz, Rolf
21	40	15,83	2,5268	11,5477	28,87	144 Renkert, Tilo
22	40	16,27	2,4585	11,2354	28,09	46 Dose, Klaus-Peter
23	25	11,61	2,1533	9,8407	24,60	56 Semmler, Stefan
24	40	20,22	1,9782	9,0406	22,60	44 Lang, Margot
25	40	40,28	0,9930	4,5382	11,35	148 Deville, Serge
26	0	0,00	0,0000	0,0000	0,00	54 Kroll, Hubert

# STANDARD -- Overall Stage Results

## DM 2011 IPSC Shotgun

Printed Juli 18, 2011 at 20:51



### Stage 9 -- Stage 9

	PTS	TIME	HIT FACTOR	STAGE POINTS	STAGE PERCENT	COMPETITOR # Name
1	40	4,44	9,0090	40,0000	100,00	59 Schmitt, Udo
2	40	4,65	8,6022	38,1935	95,48	91 Damm, Oliver
3	40	4,80	8,3333	37,0000	92,50	72 Hubig, Steffen
4	40	4,88	8,1967	36,3934	90,98	96 Ebert, René
5	40	4,95	8,0808	35,8788	89,70	85 Möller, Klaus
6	40	4,97	8,0483	35,7344	89,34	58 Wiessner, Bernd
7	40	5,76	6,9444	30,8333	77,08	65 Hintz, Bastian
8	40	5,80	6,8966	30,6207	76,55	70 Schneider, Lothar
9	40	6,16	6,4935	28,8312	72,08	77 Degner, Rainer
10	40	6,50	6,1538	27,3231	68,31	71 Wissgott, Thomas
11	40	6,57	6,0883	27,0320	67,58	81 Moskopp, Georg
12	40	6,60	6,0606	26,9091	67,27	100 Kuenzler, Oliver
13	40	6,95	5,7554	25,5540	63,88	82 Fickinger, Tilo
14	40	7,52	5,3191	23,6170	59,04	149 Held, Helmut
15	40	7,55	5,2980	23,5232	58,81	87 Seiler, Josef
16	40	7,64	5,2356	23,2461	58,12	147 Lehmann, Stephan
17	40	7,76	5,1546	22,8866	57,22	60 Tuerk, Jochen
18	40	8,85	4,5198	20,0678	50,17	40 Heberer, Thomas
19	40	9,27	4,3150	19,1586	47,90	69 Schilling, Thomas
20	40	10,15	3,9409	17,4975	43,74	123 Kuhn, Holger
21	25	6,97	3,5868	15,9254	39,81	61 Huppmann, Markus
22	40	13,25	3,0189	13,4038	33,51	133 Fessler, Gunnar
23	40	13,61	2,9390	13,0492	32,62	146 Zimmermann, Herbert
24	40	17,26	2,3175	10,2897	25,72	127 Lifka, Markus
25	40	21,11	1,8948	8,4131	21,03	124 Hilbig, Karl-Heinz
26	25	16,18	1,5451	6,8603	17,15	73 Fajerski, Andreas
27	10	6,95	1,4388	6,3885	15,97	76 Schuh, Sandra
28	40	31,09	1,2866	5,7124	14,28	125 Moll, Babette
29	0	4,25	0,0000	0,0000	0,00	131 Haas, Bernhard

# STANDARD MANUAL -- Overall Stage Results

DM 2011 IPSC Shotgun

Printed Juli 18, 2011 at 20:51




## Stage 9 -- Stage 9

	PTS	TIME	HIT FACTOR	STAGE POINTS	STAGE PERCENT	COMPETITOR # Name
1	40	6,74	5,9347	40,0000	100,00	49 Papzien, Siegbert
2	40	6,77	5,9084	39,8227	99,56	94 Klippel, Hagen
3	40	7,63	5,2425	35,3342	88,34	105 Wagner, Dennis
4	40	7,69	5,2016	35,0585	87,65	106 Zeller, Stefan
5	40	7,93	5,0441	33,9975	84,99	83 Mohr, Christian
6	40	7,98	5,0125	33,7845	84,46	136 Ring, Kilian
7	40	8,48	4,7170	31,7925	79,48	63 Häußler, Uwe
8	40	8,79	4,5506	30,6712	76,68	142 Kessler, Kurt
9	40	8,98	4,4543	30,0223	75,06	62 Weber, Joachim
10	40	9,19	4,3526	29,3362	73,34	116 Kahl, Michael
11	40	9,22	4,3384	29,2408	73,10	38 Köhler, Ralph
12	40	9,46	4,2283	28,4989	71,25	51 Baumann, Maximilian
13	40	11,00	3,6364	24,5091	61,27	50 Seeger, Eugen
14	40	11,00	3,6364	24,5091	61,27	104 Wagner, Josef
15	40	11,68	3,4247	23,0822	57,71	119 Knocke, Andreas
16	40	12,39	3,2284	21,7595	54,40	75 Haas, Bernd
17	25	8,00	3,1250	21,0625	52,66	129 Herzig, Alexander
18	25	8,26	3,0266	20,3995	51,00	114 Kratzer, Maximilian
19	40	13,70	2,9197	19,6788	49,20	107 Barth, Tobias
20	40	13,76	2,9070	19,5930	48,98	130 Przybysz, Paul
21	40	14,46	2,7663	18,6445	46,61	135 Ring, Lothar
22	40	14,66	2,7285	18,3902	45,98	35 Schmoll, Peer
23	25	9,63	2,5961	17,4974	43,74	132 Wey, Rolf
24	40	23,69	1,6885	11,3803	28,45	48 Wedel, Benjamin
25	40	23,98	1,6681	11,2427	28,11	112 Lisi, Agrippino
26	40	28,29	1,4139	9,5299	23,82	43 Krawczyk, Roman
27	25	21,39	1,1688	7,8775	19,69	33 Husterer, Markus
28	40	34,88	1,1468	7,7294	19,32	92 Schöninger, Andreas
29	40	35,85	1,1158	7,5202	18,80	134 Schweizer, Florian
30	40	37,21	1,0750	7,2454	18,11	141 Blume, Stefan
31	40	42,31	0,9454	6,3720	15,93	103 Weltin, Martin

# MODIFIED -- Overall Stage Results

DM 2011 IPSC Shotgun

Printed Juli 18, 2011 at 20:51



## Stage 9 -- Stage 9

	<b>PTS</b>	<b>TIME</b>	<b>HIT FACTOR</b>	<b>STAGE POINTS</b>	<b>STAGE PERCENT</b>	<b>COMPETITOR # Name</b>
1	40	4,57	8,7527	40,0000	100,00	68 Bogner, Helmut
2	40	5,56	7,1942	32,8777	82,19	64 Braun, Marc
3	40	12,69	3,1521	14,4050	36,01	67 Freyer, Martin
4	10	11,38	0,8787	4,0158	10,04	52 Heinrich, Jörn-Rolf

**OPEN -- Overall Stage Results****DM 2011 IPSC Shotgun**

Printed Juli 18, 2011 at 20:51

**Stage 10 -- Stage 10**

	<b>PTS</b>	<b>TIME</b>	<b>HIT FACTOR</b>	<b>STAGE POINTS</b>	<b>STAGE PERCENT</b>	<b>COMPETITOR # Name</b>
1	125	31,17	4,0103	125,0000	100,00	41 Frey, Dirk
2	125	36,84	3,3931	105,7614	84,61	36 Ketzler, Dirk
3	125	41,19	3,0347	94,5921	75,67	39 Gedeon, Matthias
4	125	42,58	2,9357	91,5042	73,20	55 Lehmann, Thorsten
5	125	43,56	2,8696	89,4456	71,56	97 Gerling, Mark
6	125	47,57	2,6277	81,9056	65,52	98 Volkmann, Heinz
7	125	48,02	2,6031	81,1381	64,91	56 Semmler, Stefan
8	125	53,00	2,3585	73,5141	58,81	84 Streit, Thomas
9	110	49,84	2,2071	68,7941	55,04	46 Dose, Klaus-Peter
10	115	55,58	2,0691	64,4935	51,59	47 Berndt, Dietz-Rudolf
11	110	57,66	1,9077	59,4641	47,57	42 Frey, Felix
12	125	66,14	1,8899	58,9091	47,13	86 Rupp, Rainer
13	125	68,20	1,8328	57,1298	45,70	143 Belloni, Philippe
14	125	68,44	1,8264	56,9294	45,54	66 Klose, Jens
15	100	56,40	1,7730	55,2660	44,21	148 Deville, Serge
16	125	70,51	1,7728	55,2581	44,21	89 Bitz, Peter
17	125	81,59	1,5321	47,7540	38,20	45 Lang, Stefan
18	125	84,09	1,4865	46,3343	37,07	126 Valpertz, Rolf
19	95	68,37	1,3895	43,3107	34,65	34 Lautenschlager, Michael
20	110	83,63	1,3153	40,9984	32,80	110 Gehrsitz, Michael
21	125	101,56	1,2308	38,3640	30,69	88 Licheron, Emmanuel
22	110	94,75	1,1609	36,1868	28,95	144 Renkert, Tilo
23	65	63,41	1,0251	31,9516	25,56	37 Kadyk, Christian
24	125	133,80	0,9342	29,1200	23,30	145 Stettinisch, Rainer
25	70	75,51	0,9270	28,8955	23,12	54 Kroll, Hubert
26	125	153,97	0,8118	25,3053	20,24	44 Lang, Margot

# STANDARD -- Overall Stage Results

## DM 2011 IPSC Shotgun

Printed Juli 18, 2011 at 20:51



### Stage 10 -- Stage 10

	PTS	TIME	HIT FACTOR	STAGE POINTS	STAGE PERCENT	COMPETITOR # Name
1	125	44,70	2,7964	125,0000	100,00	96 Ebert, René
2	125	46,03	2,7156	121,3882	97,11	149 Held, Helmut
3	125	47,03	2,6579	118,8071	95,05	100 Kuenzler, Oliver
4	125	47,46	2,6338	117,7307	94,18	91 Damm, Oliver
5	125	47,48	2,6327	117,6811	94,14	59 Schmitt, Udo
6	125	50,32	2,4841	111,0393	88,83	58 Wiessner, Bernd
7	125	50,92	2,4548	109,7309	87,78	40 Heberer, Thomas
8	125	51,80	2,4131	107,8668	86,29	85 Möller, Klaus
9	125	51,85	2,4108	107,7628	86,21	76 Schuh, Sandra
10	125	52,30	2,3901	106,8356	85,47	69 Schilling, Thomas
11	125	54,02	2,3140	103,4339	82,75	61 Huppmann, Markus
12	125	55,67	2,2454	100,3682	80,29	60 Tuerk, Jochen
13	125	56,60	2,2085	98,7191	78,98	82 Fickinger, Tilo
14	125	57,59	2,1705	97,0221	77,62	65 Hintz, Bastian
15	125	58,67	2,1306	95,2361	76,19	147 Lehmann, Stephan
16	125	61,52	2,0319	90,8241	72,66	77 Degner, Rainer
17	125	61,80	2,0227	90,4126	72,33	70 Schneider, Lothar
18	125	66,82	1,8707	83,6202	66,90	73 Fajerski, Andreas
19	125	68,62	1,8216	81,4267	65,14	72 Hubig, Steffen
20	125	71,26	1,7541	78,4100	62,73	87 Seiler, Josef
21	125	79,06	1,5811	70,6742	56,54	81 Moskopp, Georg
22	125	91,38	1,3679	61,1458	48,92	127 Lifka, Markus
23	110	108,00	1,0185	45,5278	36,42	125 Moll, Babette
24	125	126,95	0,9846	44,0134	35,21	131 Haas, Bernhard
25	125	139,70	0,8948	39,9964	32,00	133 Fessler, Gunnar
26	125	140,66	0,8887	39,7234	31,78	124 Hilbig, Karl-Heinz
27	80	104,86	0,7629	34,1026	27,28	123 Kuhn, Holger
28	100	143,36	0,6975	31,1802	24,94	71 Wissgott, Thomas
29	65	122,80	0,5293	23,6604	18,93	146 Zimmermann, Herbert

# STANDARD MANUAL -- Overall Stage Results

DM 2011 IPSC Shotgun

Printed Juli 18, 2011 at 20:51




## Stage 10 -- Stage 10

	PTS	TIME	HIT FACTOR	STAGE POINTS	STAGE PERCENT	COMPETITOR # Name
1	125	38,28	3,2654	125,0000	100,00	49 Papzien, Siegbert
2	125	45,38	2,7545	105,4429	84,35	63 Häußler, Uwe
3	125	52,36	2,3873	91,3866	73,11	129 Herzig, Alexander
4	125	56,81	2,2003	84,2281	67,38	105 Wagner, Dennis
5	125	62,28	2,0071	76,8304	61,46	62 Weber, Joachim
6	125	65,82	1,8991	72,6983	58,16	114 Kratzer, Maximilian
7	125	66,64	1,8758	71,8037	57,44	104 Wagner, Josef
8	115	62,97	1,8263	69,9095	55,93	75 Haas, Bernd
9	95	53,91	1,7622	67,4569	53,97	107 Barth, Tobias
10	125	72,18	1,7318	66,2926	53,03	135 Ring, Lothar
11	125	73,44	1,7021	65,1552	52,12	33 Husterer, Markus
12	125	76,49	1,6342	62,5572	50,05	83 Mohr, Christian
13	125	82,53	1,5146	57,9789	46,38	116 Kahl, Michael
14	125	85,06	1,4696	56,2544	45,00	38 Köhler, Ralph
15	125	90,45	1,3820	52,9022	42,32	134 Schweizer, Florian
16	125	91,52	1,3658	52,2837	41,83	94 Klippel, Hagen
17	125	95,82	1,3045	49,9374	39,95	51 Baumann, Maximilian
18	125	96,52	1,2951	49,5752	39,66	106 Zeller, Stefan
19	125	96,85	1,2907	49,4063	39,53	43 Krawczyk, Roman
20	125	101,30	1,2340	47,2359	37,79	112 Lisi, Agrippino
21	125	106,13	1,1778	45,0862	36,07	132 Wey, Rolf
22	125	106,14	1,1777	45,0820	36,07	130 Przybysz, Paul
23	110	95,07	1,1570	44,2916	35,43	50 Seeger, Eugen
24	125	108,19	1,1554	44,2277	35,38	136 Ring, Kilian
25	125	121,38	1,0298	39,4216	31,54	92 Schöninger, Andreas
26	125	129,90	0,9623	36,8360	29,47	141 Blume, Stefan
27	125	142,05	0,8800	33,6853	26,95	35 Schmoll, Peer
28	125	160,38	0,7794	29,8354	23,87	48 Wedel, Benjamin
29	95	295,02	0,3220	12,3266	9,86	103 Weltin, Martin
30	80	258,60	0,3094	11,8422	9,47	142 Kessler, Kurt
31	0	142,22	0,0000	0,0000	0,00	119 Knocke, Andreas

# MODIFIED -- Overall Stage Results

DM 2011 IPSC Shotgun

Printed Juli 18, 2011 at 20:51



## Stage 10 -- Stage 10

	<b>PTS</b>	<b>TIME</b>	<b>HIT FACTOR</b>	<b>STAGE POINTS</b>	<b>STAGE PERCENT</b>	<b>COMPETITOR # Name</b>
1	125	47,35	2,6399	125,0000	100,00	64 Braun, Marc
2	125	53,19	2,3501	111,2756	89,02	52 Heinrich, Jörn-Rolf
3	125	63,78	1,9599	92,7995	74,24	67 Freyer, Martin
4	125	69,15	1,8077	85,5929	68,47	68 Bogner, Helmut

# OPEN -- Overall Stage Results

## DM 2011 IPSC Shotgun

Printed Juli 18, 2011 at 20:51



### Stage 11 -- Stage 11

	PTS	TIME	HIT FACTOR	STAGE POINTS	STAGE PERCENT	COMPETITOR # Name
1	120	37,59	3,1923	120,0000	100,00	97 Gerling, Mark
2	120	40,28	2,9791	111,9861	93,32	41 Frey, Dirk
3	120	41,34	2,9028	109,1147	90,93	36 Ketzler, Dirk
4	120	42,16	2,8463	106,9924	89,16	39 Gedeon, Matthias
5	120	44,24	2,7125	101,9620	84,97	84 Streit, Thomas
6	120	46,00	2,6087	98,0609	81,72	37 Kadyk, Christian
7	120	47,34	2,5349	95,2852	79,40	42 Frey, Felix
8	120	47,86	2,5073	94,2499	78,54	56 Semmler, Stefan
9	120	54,78	2,1906	82,3439	68,62	110 Gehrsitz, Michael
10	120	56,18	2,1360	80,2919	66,91	34 Lautenschlager, Michael
11	120	59,66	2,0114	75,6084	63,01	55 Lehmann, Thorsten
12	120	61,73	1,9439	73,0731	60,89	54 Kroll, Hubert
13	120	62,32	1,9255	72,3813	60,32	66 Klose, Jens
14	120	62,63	1,9160	72,0230	60,02	89 Bitz, Peter
15	120	63,27	1,8966	71,2945	59,41	98 Volkmann, Heinz
16	95	53,17	1,7867	67,1629	55,97	46 Dose, Klaus-Peter
17	120	68,53	1,7511	65,8223	54,85	143 Belloni, Philippe
18	95	57,33	1,6571	62,2894	51,91	45 Lang, Stefan
19	120	73,49	1,6329	61,3798	51,15	145 Stettmisch, Rainer
20	95	61,04	1,5564	58,5034	48,75	86 Rupp, Rainer
21	95	72,67	1,3073	49,1406	40,95	148 Deville, Serge
22	70	54,26	1,2901	48,4943	40,41	47 Berndt, Dietz-Rudolf
23	120	105,86	1,1336	42,6110	35,51	144 Renkert, Tilo
24	120	119,82	1,0015	37,6465	31,37	44 Lang, Margot
25	95	97,44	0,9750	36,6487	30,54	88 Licheron, Emmanuel
26	70	82,63	0,8471	31,8444	26,54	126 Valpertz, Rolf

# STANDARD -- Overall Stage Results

DM 2011 IPSC Shotgun

Printed Juli 18, 2011 at 20:51



## Stage 11 -- Stage 11

	PTS	TIME	HIT FACTOR	STAGE POINTS	STAGE PERCENT	COMPETITOR # Name
1	120	37,30	3,2172	120,0000	100,00	91 Damm, Oliver
2	120	38,50	3,1169	116,2597	96,88	59 Schmitt, Udo
3	120	42,32	2,8355	105,7656	88,14	65 Hintz, Bastian
4	120	45,72	2,6247	97,9003	81,58	100 Kuenzler, Oliver
5	120	47,38	2,5327	94,4702	78,73	85 Möller, Klaus
6	120	48,12	2,4938	93,0175	77,51	60 Tuerk, Jochen
7	120	48,64	2,4671	92,0230	76,69	96 Ebert, René
8	120	49,37	2,4306	90,6623	75,55	58 Wiessner, Bernd
9	120	56,36	2,1292	79,4180	66,18	40 Heberer, Thomas
10	120	57,96	2,0704	77,2257	64,35	61 Huppmann, Markus
11	120	58,29	2,0587	76,7885	63,99	147 Lehmann, Stephan
12	120	60,65	1,9786	73,8005	61,50	81 Moskopp, Georg
13	120	67,14	1,7873	66,6667	55,56	77 Degner, Rainer
14	105	58,95	1,7812	66,4377	55,36	87 Seiler, Josef
15	105	59,15	1,7751	66,2130	55,18	76 Schuh, Sandra
16	105	59,63	1,7609	65,6800	54,73	149 Held, Helmut
17	120	69,79	1,7194	64,1353	53,45	72 Hubig, Steffen
18	120	71,42	1,6802	62,6715	52,23	131 Haas, Bernhard
19	120	78,38	1,5310	57,1064	47,59	69 Schilling, Thomas
20	120	79,04	1,5182	56,6296	47,19	125 Moll, Babette
21	120	80,62	1,4885	55,5197	46,27	71 Wissgott, Thomas
22	120	81,35	1,4751	55,0215	45,85	127 Lifka, Markus
23	105	77,15	1,3610	50,7647	42,30	82 Fickinger, Tilo
24	120	90,27	1,3293	49,5846	41,32	124 Hilbig, Karl-Heinz
25	70	54,38	1,2872	48,0140	40,01	70 Schneider, Lothar
26	95	75,70	1,2550	46,8098	39,01	133 Fessler, Gunnar
27	120	104,26	1,1510	42,9311	35,78	123 Kuhn, Holger
28	105	103,70	1,0125	37,7676	31,47	146 Zimmermann, Herbert
29	0	26,47	0,0000	0,0000	0,00	73 Fajerski, Andreas

# STANDARD MANUAL -- Overall Stage Results

DM 2011 IPSC Shotgun

Printed Juli 18, 2011 at 20:51



## Stage 11 -- Stage 11

	PTS	TIME	HIT FACTOR	STAGE POINTS	STAGE PERCENT	COMPETITOR # Name
1	120	44,10	2,7211	120,0000	100,00	49 Papzien, Siegbert
2	120	44,30	2,7088	119,4582	99,55	63 Häußler, Uwe
3	120	46,79	2,5647	113,1011	94,25	129 Herzig, Alexander
4	120	52,64	2,2796	100,5319	83,78	75 Haas, Bernd
5	120	53,41	2,2468	99,0826	82,57	106 Zeller, Stefan
6	120	53,91	2,2259	98,1636	81,80	62 Weber, Joachim
7	120	58,28	2,0590	90,8030	75,67	107 Barth, Tobias
8	120	59,67	2,0111	88,6878	73,91	104 Wagner, Josef
9	120	62,42	1,9225	84,7805	70,65	94 Klippel, Hagen
10	120	63,86	1,8791	82,8688	69,06	105 Wagner, Dennis
11	120	65,59	1,8295	80,6830	67,24	33 Husterer, Markus
12	120	67,61	1,7749	78,2724	65,23	135 Ring, Lothar
13	120	73,34	1,6362	72,1571	60,13	116 Kahl, Michael
14	120	75,96	1,5798	69,6683	58,06	38 Köhler, Ralph
15	120	78,03	1,5379	67,8201	56,52	51 Baumann, Maximilian
16	120	85,25	1,4076	62,0762	51,73	50 Seeger, Eugen
17	120	85,63	1,4014	61,8008	51,50	132 Wey, Rolf
18	120	85,75	1,3994	61,7143	51,43	92 Schöninger, Andreas
19	120	87,86	1,3658	60,2322	50,19	136 Ring, Kilian
20	70	59,20	1,1824	52,1453	43,45	114 Kratzer, Maximilian
21	120	104,00	1,1538	50,8846	42,40	35 Schmoll, Peer
22	95	82,74	1,1482	50,6345	42,20	134 Schweizer, Florian
23	95	84,83	1,1199	49,3870	41,16	112 Lisi, Agrippino
24	70	63,36	1,1048	48,7216	40,60	83 Mohr, Christian
25	120	112,40	1,0676	47,0818	39,23	141 Blume, Stefan
26	95	89,82	1,0577	46,6433	38,87	130 Przybysz, Paul
27	120	127,78	0,9391	41,4149	34,51	43 Krawczyk, Roman
28	120	133,00	0,9023	39,7895	33,16	142 Kessler, Kurt
29	120	134,83	0,8900	39,2494	32,71	48 Wedel, Benjamin
30	70	80,37	0,8710	38,4099	32,01	119 Knocke, Andreas
31	70	117,10	0,5978	26,3621	21,97	103 Weltin, Martin

# MODIFIED -- Overall Stage Results

## DM 2011 IPSC Shotgun

Printed Juli 18, 2011 at 20:51



### Stage 11 -- Stage 11

	PTS	TIME	HIT FACTOR	STAGE POINTS	STAGE PERCENT	COMPETITOR # Name
1	120	50,75	2,3645	120,0000	100,00	64 Braun, Marc
2	120	64,69	1,8550	94,1413	78,45	68 Bogner, Helmut
3	120	66,47	1,8053	91,6203	76,35	67 Freyer, Martin
4	95	77,07	1,2326	62,5568	52,13	52 Heinrich, Jörn-Rolf