

OPEN -- Overall Stage Results

DM IPSC Flinte 2007

Printed Juli 29, 2007 at 22:45



Stage 1 -- 1

	PTS	TIME	HIT FACTOR	STAGE POINTS	STAGE PERCENT	COMPETITOR # Name
1	80	15,31	5,2253	80,0000	100,00	60 Frey, Dirk
2	80	15,61	5,1249	78,4625	98,08	72 Damm, Oliver
3	80	16,63	4,8106	73,6500	92,06	63 Vogel, Andreas
4	80	18,89	4,2350	64,8385	81,05	15 Streit, Thomas
5	80	19,18	4,1710	63,8582	79,82	123 Lautenschlager, Michael
6	80	20,04	3,9920	61,1178	76,40	124 Neumeier, Klaus
7	70	17,63	3,9705	60,7884	75,99	120 Ketzler, Dirk
8	80	21,56	3,7106	56,8089	71,01	131 Schwindt, Matthias
9	80	21,85	3,6613	56,0549	70,07	130 Schuster, Ralf
10	80	21,89	3,6546	55,9525	69,94	50 Gedeon, Matthias
11	80	23,30	3,4335	52,5665	65,71	112 Freimueller, Norbert
12	80	24,10	3,3195	50,8216	63,53	75 Berndt, DietzRudolf
13	80	24,12	3,3167	50,7794	63,47	26 Woellner, David
14	80	24,59	3,2534	49,8089	62,26	5 Braun, Marc
15	80	24,63	3,2481	49,7280	62,16	55 Kadyk, Christian
16	80	27,41	2,9186	44,6844	55,86	114 Baumann, Marc
17	80	28,91	2,7672	42,3660	52,96	80 Hochgesang, Volker
18	80	29,89	2,6765	40,9769	51,22	35 Karl, Bernhard
19	80	30,49	2,6238	40,1705	50,21	71 Kaiper, Willi
20	80	31,74	2,5205	38,5885	48,24	27 Bach, Steffen
21	80	32,88	2,4331	37,2506	46,56	34 Kaipf, Robert
22	80	33,04	2,4213	37,0702	46,34	31 Litterst, Detlef
23	80	34,08	2,3474	35,9390	44,92	42 Biederer, Roman
24	80	34,18	2,3405	35,8338	44,79	61 Valpertz, Rolf
25	80	34,48	2,3202	35,5220	44,40	84 Lehmann, Thorsten
26	80	35,15	2,2760	34,8450	43,56	119 Kabisch, Christian
27	80	35,39	2,2605	34,6086	43,26	69 Rengart, Norbert
28	80	39,06	2,0481	31,3569	39,20	118 Jerichow, Joerg
29	80	39,43	2,0289	31,0626	38,83	136 Ziegert, Klaus
30	80	40,89	1,9565	29,9535	37,44	129 Schneider, HansPeter
31	80	44,57	1,7949	27,4804	34,35	94 Schröder, Helmut
32	55	35,26	1,5598	23,8812	29,85	132 Volkmann, Heinz
33	80	55,15	1,4506	22,2085	27,76	62 Kroll, Hubert

STANDARD -- Overall Stage Results

DM IPSC Flinte 2007

Printed Juli 29, 2007 at 22:45



Stage 1 -- 1

	PTS	TIME	HIT FACTOR	STAGE POINTS	STAGE PERCENT	COMPETITOR # Name
1	80	21,15	3,7825	80,0000	100,00	64 Buchner, Juergen
2	80	21,90	3,6530	77,2603	96,58	76 Schmitt, Udo
3	80	21,96	3,6430	77,0492	96,31	79 Wiessner, Bernd
4	80	24,30	3,2922	69,6296	87,04	66 Freyer, Martin
5	80	24,78	3,2284	68,2809	85,35	74 Kahlich, Tilo
6	80	26,54	3,0143	63,7528	79,69	91 Reiter, Michael
7	65	22,55	2,8825	60,9645	76,21	49 Moskopp, Georg
8	80	31,49	2,5405	53,7313	67,16	104 Schmitt, Rainer
9	80	32,36	2,4722	52,2868	65,36	33 Fajerski, Andreas
10	70	29,66	2,3601	49,9157	62,39	51 Gonglach, Georg
11	80	34,10	2,3460	49,6188	62,02	45 Moll, Julian
12	80	34,12	2,3447	49,5897	61,99	77 Langenbrunner, Peter
13	80	35,51	2,2529	47,6485	59,56	143 Wenzel, Juergen
14	80	36,00	2,2222	47,0000	58,75	44 Moll, Babete
15	80	36,86	2,1704	45,9034	57,38	78 Tuerk, Jochen
16	80	37,35	2,1419	45,3012	56,63	36 Krizan, Karolj
17	80	37,40	2,1390	45,2406	56,55	127 Rothweiler, Claus
18	80	37,52	2,1322	45,0959	56,37	29 Schilling, Thomas
19	80	38,04	2,1030	44,4795	55,60	87 Morbitzer, Holger
20	80	38,14	2,0975	44,3629	55,45	101 Wissgott, Thomas
21	80	38,76	2,0640	43,6533	54,57	92 Schreder, Dieter
22	80	38,80	2,0619	43,6082	54,51	47 Angelo, Michael
23	80	39,09	2,0466	43,2847	54,11	85 Blana, Michael
24	80	39,16	2,0429	43,2074	54,01	142 Wichmann, Bernd
25	80	39,87	2,0065	42,4379	53,05	133 Wiegand, Frank
26	80	40,93	1,9546	41,3389	51,67	88 Woll, Rigo
27	80	46,84	1,7079	36,1230	45,15	54 Delhaie, Dennis
28	80	49,87	1,6042	33,9282	42,41	100 Reiter, Norbert
29	80	50,73	1,5770	33,3530	41,69	98 Kirchner, Stefan
30	80	52,87	1,5131	32,0030	40,00	89 Sobania, Thomas
31	80	54,32	1,4728	31,1487	38,94	99 Schuh, Sandra

STANDARD MANUAL -- Overall Stage Results

DM IPSC Flinte 2007

Printed Juli 29, 2007 at 22:45



Stage 1 -- 1

	PTS	TIME	HIT FACTOR	STAGE POINTS	STAGE PERCENT	COMPETITOR # Name
1	80	20,76	3,8536	80,0000	100,00	125 Papzien, Siegbert
2	80	22,14	3,6134	75,0135	93,77	57 Schmidt, Bernd
3	80	24,84	3,2206	66,8599	83,57	58 Schmidt, Peter
4	80	25,64	3,1201	64,7738	80,97	59 Kratzer, Maximilian
5	80	26,29	3,0430	63,1723	78,97	141 Zeller, Stefan
6	80	26,47	3,0223	62,7427	78,43	43 Meier, Markus
7	80	26,89	2,9751	61,7627	77,20	81 Rahner, Gerrit
8	80	26,99	2,9641	61,5339	76,92	105 Schiemann, Andreas
9	80	27,18	2,9433	61,1038	76,38	65 Bogner, Helmut
10	65	22,89	2,8397	58,9515	73,69	32 Herzig, Alexander
11	80	29,21	2,7388	56,8572	71,07	46 Friese, Ralf
12	80	29,35	2,7257	56,5860	70,73	21 Kahl, Christian
13	80	29,84	2,6810	55,6568	69,57	86 Guenther, Helmut
14	70	26,55	2,6365	54,7345	68,42	20 Kahl, Michael
15	80	30,87	2,5915	53,7998	67,25	24 Sack, Matthias
16	80	30,93	2,5865	53,6954	67,12	22 Rother, Patrick
17	80	31,73	2,5213	52,3416	65,43	103 Schaab, Bruno
18	80	32,14	2,4891	51,6739	64,59	140 Gruenleitner, Siegfried
19	80	33,47	2,3902	49,6206	62,03	30 Klemens, Waldemar
20	80	33,76	2,3697	49,1943	61,49	90 Haas, Bernd
21	80	33,94	2,3571	48,9334	61,17	96 Möller, Klaus
22	80	35,56	2,2497	46,7042	58,38	52 Wohlmuth, Markus
23	80	35,69	2,2415	46,5340	58,17	145 Strache, Robert
24	80	35,95	2,2253	46,1975	57,75	70 Bauer, Harald
25	80	36,53	2,1900	45,4640	56,83	68 Baumann, Sven
26	80	36,59	2,1864	45,3895	56,74	82 Alberts, Michael
27	80	36,62	2,1846	45,3523	56,69	102 Robrock, Marc
28	80	38,28	2,0899	43,3856	54,23	135 Wurster, Thilo
29	80	38,44	2,0812	43,2050	54,01	37 Koellner, Rainer
30	80	40,17	1,9915	41,3443	51,68	16 Burkowski, Ralf
31	80	43,02	1,8596	38,6053	48,26	17 Doernemann, Juergen
32	80	44,12	1,8132	37,6428	47,05	28 Heil, Roland
33	80	44,19	1,8104	37,5832	46,98	3 Huber, HansPeter
34	80	44,39	1,8022	37,4138	46,77	48 Köhler, Ralph
35	80	45,13	1,7727	36,8004	46,00	38 Faber, Michael
36	80	48,07	1,6642	34,5496	43,19	39 Christmann, Marin
37	80	49,31	1,6224	33,6808	42,10	13 Kraft, Herbert
38	80	49,79	1,6067	33,3561	41,70	144 Treiber, Erik
39	80	51,98	1,5391	31,9508	39,94	18 Kelterbaum, Reinhard
40	80	52,23	1,5317	31,7978	39,75	40 ChristmannDr, Achim
41	80	53,19	1,5040	31,2239	39,03	97 Zanger, Arno
42	80	54,08	1,4793	30,7101	38,39	53 Popall, Rainer

STANDARD MANUAL -- Overall Stage Results

DM IPSC Flinte 2007

Printed Juli 29, 2007 at 22:45



Stage 1 -- 1

	PTS	TIME	HIT FACTOR	STAGE POINTS	STAGE PERCENT	COMPETITOR # Name
43	80	56,16	1,4245	29,5726	36,97	107 Messner, Margit
44	80	57,59	1,3891	28,8383	36,05	106 Messner, Peter
45	80	61,20	1,3072	27,1373	33,92	93 Lisi, Agrippino
46	80	69,30	1,1544	23,9654	29,96	67 Weck, Alfred
47	80	71,70	1,1158	23,1632	28,95	25 Rogmann, Jürgen
48	80	81,27	0,9844	20,4356	25,54	108 Bischoff, UweErik
49	80	93,30	0,8574	17,8006	22,25	4 Huber, Melanie
50	80	118,00	0,6780	14,0746	17,59	14 Moll, Andreas
51	50	91,81	0,5446	11,3060	14,13	109 Kessler, Kurt
52	0	0,00	0,0000	0,0000	0,00	134 Wurster, Sabine
53	0	0,00	0,0000	0,0000	0,00	110 Jessat, Alexander
54	0	0,00	0,0000	0,0000	0,00	146 Kessler, Ursula

MODIFIED -- Overall Stage Results

DM IPSC Flinte 2007

Printed Juli 29, 2007 at 22:45



Stage 1 -- 1

	PTS	TIME	HIT FACTOR	STAGE POINTS	STAGE PERCENT	COMPETITOR # Name
1	80	39,69	2,0156	80,0000	100,00	95 Farkas, Zoltan

OPEN -- Overall Stage Results**DM IPSC Flinte 2007**

Printed Juli 29, 2007 at 22:45

**Stage 2 -- 2**

	PTS	TIME	HIT FACTOR	STAGE POINTS	STAGE PERCENT	COMPETITOR # Name
1	67	9,88	6,7814	80,0000	100,00	72 Damm, Oliver
2	73	13,42	5,4396	64,1715	80,21	124 Neumeier, Klaus
3	71	13,29	5,3424	63,0239	78,78	75 Berndt, DietzRudolf
4	70	13,72	5,1020	60,1889	75,24	60 Frey, Dirk
5	68	13,80	4,9275	58,1302	72,66	120 Ketzler, Dirk
6	65	14,62	4,4460	52,4491	65,56	63 Vogel, Andreas
7	78	18,30	4,2623	50,2824	62,85	50 Gedeon, Matthias
8	70	16,60	4,2169	49,7465	62,18	15 Streit, Thomas
9	76	18,80	4,0426	47,6901	59,61	31 Litterst, Detlef
10	75	18,81	3,9872	47,0375	58,80	55 Kadyk, Christian
11	80	21,50	3,7209	43,8959	54,87	27 Bach, Steffen
12	78	21,85	3,5698	42,1129	52,64	5 Braun, Marc
13	78	23,05	3,3839	39,9205	49,90	61 Valpertz, Rolf
14	66	21,34	3,0928	36,4856	45,61	114 Baumann, Marc
15	71	23,03	3,0829	36,3694	45,46	62 Kroll, Hubert
16	77	26,14	2,9457	34,7502	43,44	132 Volkmann, Heinz
17	73	25,45	2,8684	33,8382	42,30	123 Lautenschlager, Michael
18	73	27,41	2,6633	31,4185	39,27	26 Woellner, David
19	76	28,69	2,6490	31,2504	39,06	136 Ziegert, Klaus
20	77	30,05	2,5624	30,2286	37,79	35 Karl, Bernhard
21	76	30,81	2,4667	29,1001	36,38	131 Schwindt, Matthias
22	42	17,65	2,3796	28,0722	35,09	112 Freimueller, Norbert
23	73	32,65	2,2358	26,3762	32,97	80 Hochgesang, Volker
24	79	35,41	2,2310	26,3192	32,90	118 Jerichow, Joerg
25	74	33,25	2,2256	26,2550	32,82	69 Rengart, Norbert
26	80	40,25	1,9876	23,4475	29,31	42 Biederer, Roman
27	71	37,09	1,9143	22,5826	28,23	130 Schuster, Ralf
28	76	40,01	1,8995	22,4087	28,01	119 Kabisch, Christian
29	75	40,82	1,8373	21,6751	27,09	129 Schneider, HansPeter
30	75	45,00	1,6667	19,6617	24,58	94 Schröder, Helmut
31	59	36,35	1,6231	19,1478	23,93	84 Lehmann, Thorsten
32	75	51,03	1,4697	17,3384	21,67	71 Kaiper, Willi
33	0	32,50	0,0000	0,0000	0,00	34 Kaipf, Robert

STANDARD -- Overall Stage Results

DM IPSC Flinte 2007

Printed Juli 29, 2007 at 22:45



Stage 2 -- 2

	PTS	TIME	HIT FACTOR	STAGE POINTS	STAGE PERCENT	COMPETITOR # Name
1	74	18,47	4,0065	80,0000	100,00	64 Buchner, Juergen
2	77	19,67	3,9146	78,1649	97,71	79 Wiessner, Bernd
3	77	21,08	3,6528	72,9366	91,17	74 Kahlich, Tilo
4	66	18,73	3,5238	70,3609	87,95	76 Schmitt, Udo
5	73	23,31	3,1317	62,5325	78,17	45 Moll, Julian
6	76	25,29	3,0051	60,0053	75,01	49 Moskopp, Georg
7	73	25,50	2,8627	57,1621	71,45	51 Gonglach, Georg
8	80	28,84	2,7739	55,3885	69,24	85 Blana, Michael
9	71	25,75	2,7573	55,0562	68,82	91 Reiter, Michael
10	79	31,16	2,5353	50,6238	63,28	127 Rothweiler, Claus
11	74	29,49	2,5093	50,1051	62,63	101 Wissgott, Thomas
12	79	32,91	2,4005	47,9319	59,91	104 Schmitt, Rainer
13	67	28,31	2,3667	47,2563	59,07	78 Tuerk, Jochen
14	79	33,48	2,3596	47,1158	58,89	98 Kirchner, Stefan
15	77	32,89	2,3411	46,7468	58,43	47 Angelo, Michael
16	73	31,61	2,3094	46,1130	57,64	99 Schuh, Sandra
17	71	30,87	2,3000	45,9248	57,41	77 Langenbrunner, Peter
18	75	33,56	2,2348	44,6236	55,78	33 Fajerski, Andreas
19	73	33,11	2,2048	44,0239	55,03	44 Moll, Babete
20	77	35,01	2,1994	43,9161	54,90	36 Krizan, Karolj
21	57	26,56	2,1461	42,8521	53,57	29 Schilling, Thomas
22	77	36,73	2,0964	41,8596	52,32	142 Wichmann, Bernd
23	70	35,55	1,9691	39,3173	49,15	88 Woll, Rigo
24	77	40,83	1,8859	37,6562	47,07	92 Schreder, Dieter
25	75	40,48	1,8528	36,9952	46,24	87 Morbitzer, Holger
26	75	42,19	1,7777	35,4958	44,37	89 Sobania, Thomas
27	72	44,01	1,6360	32,6668	40,83	100 Reiter, Norbert
28	71	43,79	1,6214	32,3749	40,47	54 Delhaie, Dennis
29	61	39,68	1,5373	30,6961	38,37	133 Wiegand, Frank
30	71	55,30	1,2839	25,6365	32,05	143 Wenzel, Juergen
31	79	66,49	1,1881	23,7244	29,66	66 Freyer, Martin

STANDARD MANUAL -- Overall Stage Results

DM IPSC Flinte 2007

Printed Juli 29, 2007 at 22:45



Stage 2 -- 2

	PTS	TIME	HIT FACTOR	STAGE POINTS	STAGE PERCENT	COMPETITOR # Name
1	75	19,96	3,7575	80,0000	100,00	57 Schmidt, Bernd
2	77	21,69	3,5500	75,5824	94,48	81 Rahner, Gerrit
3	76	21,55	3,5267	75,0854	93,86	59 Kratzer, Maximilian
4	75	21,30	3,5211	74,9671	93,71	43 Meier, Markus
5	72	20,99	3,4302	73,0313	91,29	58 Schmidt, Peter
6	73	21,47	3,4001	72,3903	90,49	32 Herzig, Alexander
7	71	21,03	3,3761	71,8800	89,85	125 Papzien, Siegbert
8	78	24,53	3,1798	67,6996	84,62	65 Bogner, Helmut
9	75	24,06	3,1172	66,3674	82,96	20 Kahl, Michael
10	75	24,83	3,0205	64,3093	80,39	141 Zeller, Stefan
11	75	25,99	2,8857	61,4390	76,80	21 Kahl, Christian
12	69	24,99	2,7611	58,7858	73,48	96 Möller, Klaus
13	80	30,67	2,6084	55,5348	69,42	140 Gruenleitner, Siegfried
14	79	30,31	2,6064	55,4920	69,37	30 Klemens, Waldemar
15	78	30,95	2,5202	53,6566	67,07	103 Schaab, Bruno
16	69	27,40	2,5182	53,6152	67,02	24 Sack, Matthias
17	75	30,53	2,4566	52,3027	65,38	145 Strache, Robert
18	77	32,57	2,3641	50,3341	62,92	17 Doernemann, Juergen
19	70	30,19	2,3186	49,3656	61,71	105 Schiemann, Andreas
20	73	31,83	2,2934	48,8287	61,04	48 Köhler, Ralph
21	74	32,35	2,2875	48,7020	60,88	68 Baumann, Sven
22	75	32,82	2,2852	48,6533	60,82	86 Guenther, Helmut
23	77	34,10	2,2581	48,0757	60,09	102 Robrock, Marc
24	75	33,76	2,2216	47,2986	59,12	39 Christmann, Marin
25	71	32,27	2,2002	46,8434	58,55	90 Haas, Bernd
26	80	36,41	2,1972	46,7798	58,47	70 Bauer, Harald
27	73	33,28	2,1935	46,7013	58,38	22 Rother, Patrick
28	75	34,71	2,1608	46,0040	57,51	3 Huber, HansPeter
29	73	34,98	2,0869	44,4316	55,54	46 Friese, Ralf
30	78	37,65	2,0717	44,1082	55,14	144 Treiber, Erik
31	74	36,15	2,0470	43,5826	54,48	13 Kraft, Herbert
32	77	40,57	1,8980	40,4087	50,51	82 Alberts, Michael
33	76	40,38	1,8821	40,0716	50,09	135 Wurster, Thilo
34	75	40,38	1,8574	39,5443	49,43	16 Burkowski, Ralf
35	75	41,56	1,8046	38,4216	48,03	14 Moll, Andreas
36	77	43,49	1,7705	37,6956	47,12	37 Koellner, Rainer
37	76	43,58	1,7439	37,1292	46,41	28 Heil, Roland
38	73	43,01	1,6973	36,1362	45,17	18 Kelterbaum, Reinhard
39	72	42,60	1,6901	35,9842	44,98	38 Faber, Michael
40	74	46,31	1,5979	34,0209	42,53	53 Popall, Rainer
41	74	47,80	1,5481	32,9604	41,20	52 Wohlmuth, Markus
42	75	49,04	1,5294	32,5612	40,70	106 Messner, Peter

STANDARD MANUAL -- Overall Stage Results

DM IPSC Flinte 2007

Printed Juli 29, 2007 at 22:45



Stage 2 -- 2

	PTS	TIME	HIT FACTOR	STAGE POINTS	STAGE PERCENT	COMPETITOR # Name
43	72	47,63	1,5117	32,1841	40,23	40 ChristmannDr, Achim
44	73	52,43	1,3923	29,6437	37,05	67 Weck, Alfred
45	76	70,66	1,0756	22,8997	28,62	108 Bischoff, UweErik
46	79	78,09	1,0117	21,5388	26,92	107 Messner, Margit
47	79	87,98	0,8979	19,1176	23,90	109 Kessler, Kurt
48	80	92,91	0,8610	18,3323	22,92	4 Huber, Melanie
49	56	69,36	0,8074	17,1897	21,49	25 Rogmann, Jürgen
50	62	92,26	0,6720	14,3076	17,88	97 Zanger, Arno
51	0	0,00	0,0000	0,0000	0,00	110 Jessat, Alexander
52	0	0,00	0,0000	0,0000	0,00	146 Kessler, Ursula
53	0	8,34	0,0000	0,0000	0,00	93 Lisi, Agrippino
54	0	0,00	0,0000	0,0000	0,00	134 Wurster, Sabine

MODIFIED -- Overall Stage Results

DM IPSC Flinte 2007

Printed Juli 29, 2007 at 22:45



Stage 2 -- 2

	PTS	TIME	HIT FACTOR	STAGE POINTS	STAGE PERCENT	COMPETITOR # Name
1	70	51,99	1,3464	80,0000	100,00	95 Farkas, Zoltan

OPEN -- Overall Stage Results

DM IPSC Flinte 2007

Printed Juli 29, 2007 at 22:45



Stage 3 -- 3

	PTS	TIME	HIT FACTOR	STAGE POINTS	STAGE PERCENT	COMPETITOR # Name
1	40	2,85	14,0351	40,0000	100,00	72 Damm, Oliver
2	40	3,01	13,2890	37,8738	94,68	60 Frey, Dirk
3	40	3,28	12,1951	34,7561	86,89	63 Vogel, Andreas
4	40	3,30	12,1212	34,5455	86,36	120 Ketzler, Dirk
5	40	3,57	11,2045	31,9328	79,83	5 Braun, Marc
6	40	4,21	9,5012	27,0784	67,70	75 Berndt, DietzRudolf
7	40	4,23	9,4563	26,9504	67,38	123 Lautenschlager, Michael
8	40	4,33	9,2379	26,3279	65,82	132 Volkmann, Heinz
9	40	4,51	8,8692	25,2772	63,19	15 Streit, Thomas
10	40	4,98	8,0321	22,8916	57,23	130 Schuster, Ralf
11	40	5,32	7,5188	21,4286	53,57	50 Gedeon, Matthias
12	40	5,32	7,5188	21,4286	53,57	26 Woellner, David
13	40	5,51	7,2595	20,6897	51,72	131 Schwindt, Matthias
14	40	5,61	7,1301	20,3209	50,80	112 Freimueller, Norbert
15	40	6,01	6,6556	18,9684	47,42	27 Bach, Steffen
16	40	6,72	5,9524	16,9643	42,41	71 Kaiper, Willi
17	40	6,93	5,7720	16,4502	41,13	119 Kabisch, Christian
18	30	5,29	5,6711	16,1626	40,41	31 Litterst, Detlef
19	40	7,06	5,6657	16,1473	40,37	42 Biederer, Roman
20	40	7,48	5,3476	15,2406	38,10	118 Jerichow, Joerg
21	40	7,48	5,3476	15,2406	38,10	124 Neumeier, Klaus
22	40	7,53	5,3121	15,1394	37,85	55 Kadyk, Christian
23	40	7,62	5,2493	14,9606	37,40	35 Karl, Bernhard
24	40	7,70	5,1948	14,8052	37,01	34 Kaipf, Robert
25	40	7,73	5,1746	14,7477	36,87	136 Ziegert, Klaus
26	40	8,38	4,7733	13,6038	34,01	62 Kroll, Hubert
27	40	8,57	4,6674	13,3022	33,26	69 Rengart, Norbert
28	40	8,93	4,4793	12,7660	31,91	129 Schneider, HansPeter
29	40	9,35	4,2781	12,1925	30,48	80 Hochgesang, Volker
30	40	10,58	3,7807	10,7750	26,94	61 Valpertz, Rolf
31	40	10,89	3,6731	10,4683	26,17	94 Schröder, Helmut
32	40	11,46	3,4904	9,9476	24,87	84 Lehmann, Thorsten
33	40	13,57	2,9477	8,4009	21,00	114 Baumann, Marc

STANDARD -- Overall Stage Results

DM IPSC Flinte 2007

Printed Juli 29, 2007 at 22:45



Stage 3 -- 3

	PTS	TIME	HIT FACTOR	STAGE POINTS	STAGE PERCENT	COMPETITOR # Name
1	40	3,99	10,0251	40,0000	100,00	79 Wiessner, Bernd
2	40	4,27	9,3677	37,3770	93,44	91 Reiter, Michael
3	40	4,33	9,2379	36,8591	92,15	45 Moll, Julian
4	40	4,42	9,0498	36,1086	90,27	66 Freyer, Martin
5	40	4,53	8,8300	35,2318	88,08	64 Buchner, Juergen
6	40	4,93	8,1136	32,3732	80,93	76 Schmitt, Udo
7	40	5,47	7,3126	29,1773	72,94	127 Rothweiler, Claus
8	40	5,53	7,2333	28,8608	72,15	49 Moskopp, Georg
9	40	5,64	7,0922	28,2979	70,74	77 Langenbrunner, Peter
10	40	5,65	7,0796	28,2478	70,62	33 Fajerski, Andreas
11	40	5,84	6,8493	27,3288	68,32	74 Kahlich, Tilo
12	40	5,88	6,8027	27,1429	67,86	85 Blana, Michael
13	40	5,95	6,7227	26,8235	67,06	78 Tuerk, Jochen
14	40	6,09	6,5681	26,2069	65,52	47 Angelo, Michael
15	40	6,10	6,5574	26,1639	65,41	36 Krizan, Karolj
16	40	6,17	6,4830	25,8671	64,67	99 Schuh, Sandra
17	40	6,35	6,2992	25,1339	62,83	143 Wenzel, Juergen
18	40	6,64	6,0241	24,0361	60,09	87 Morbitzer, Holger
19	40	6,87	5,8224	23,2314	58,08	44 Moll, Babete
20	40	7,19	5,5633	22,1975	55,49	88 Woll, Rigo
21	40	7,33	5,4570	21,7735	54,43	98 Kirchner, Stefan
22	40	7,70	5,1948	20,7273	51,82	101 Wissgott, Thomas
23	40	9,42	4,2463	16,9427	42,36	92 Schreder, Dieter
24	40	9,90	4,0404	16,1212	40,30	51 Gonglach, Georg
25	40	10,69	3,7418	14,9298	37,32	104 Schmitt, Rainer
26	40	10,89	3,6731	14,6556	36,64	89 Sobania, Thomas
27	40	11,09	3,6069	14,3913	35,98	29 Schilling, Thomas
28	40	12,23	3,2706	13,0499	32,62	54 Delhaie, Dennis
29	40	12,35	3,2389	12,9231	32,31	133 Wiegand, Frank
30	40	12,96	3,0864	12,3148	30,79	100 Reiter, Norbert
31	40	23,68	1,6892	6,7399	16,85	142 Wichmann, Bernd

STANDARD MANUAL -- Overall Stage Results

DM IPSC Flinte 2007

Printed Juli 29, 2007 at 22:45



Stage 3 -- 3

	PTS	TIME	HIT FACTOR	STAGE POINTS	STAGE PERCENT	COMPETITOR # Name
1	40	4,25	9,4118	40,0000	100,00	58 Schmidt, Peter
2	40	4,87	8,2136	34,9076	87,27	32 Herzig, Alexander
3	40	4,92	8,1301	34,5528	86,38	105 Schiemann, Andreas
4	40	4,93	8,1136	34,4828	86,21	96 Möller, Klaus
5	40	4,95	8,0808	34,3434	85,86	59 Kratzer, Maximilian
6	40	5,03	7,9523	33,7972	84,49	20 Kahl, Michael
7	40	5,19	7,7071	32,7553	81,89	43 Meier, Markus
8	40	5,19	7,7071	32,7553	81,89	57 Schmidt, Bernd
9	40	5,32	7,5188	31,9549	79,89	65 Bogner, Helmut
10	40	5,52	7,2464	30,7971	76,99	24 Sack, Matthias
11	40	5,65	7,0796	30,0885	75,22	125 Papzien, Siegbert
12	40	6,49	6,1633	26,1941	65,49	39 Christmann, Marin
13	40	6,95	5,7554	24,4604	61,15	140 Gruenleitner, Siegfried
14	40	7,19	5,5633	23,6439	59,11	22 Rother, Patrick
15	40	7,24	5,5249	23,4807	58,70	81 Rahner, Gerrit
16	40	7,31	5,4720	23,2558	58,14	46 Friese, Ralf
17	40	7,37	5,4274	23,0665	57,67	21 Kahl, Christian
18	40	7,46	5,3619	22,7882	56,97	68 Baumann, Sven
19	40	7,57	5,2840	22,4571	56,14	30 Klemens, Waldemar
20	40	7,69	5,2016	22,1066	55,27	37 Koellner, Rainer
21	40	7,75	5,1613	21,9355	54,84	38 Faber, Michael
22	25	4,91	5,0916	21,6395	54,10	141 Zeller, Stefan
23	40	7,86	5,0891	21,6285	54,07	93 Lisi, Agrippino
24	40	7,98	5,0125	21,3033	53,26	145 Strache, Robert
25	40	8,06	4,9628	21,0918	52,73	90 Haas, Bernd
26	40	8,06	4,9628	21,0918	52,73	13 Kraft, Herbert
27	40	8,15	4,9080	20,8589	52,15	82 Alberts, Michael
28	40	8,20	4,8780	20,7317	51,83	103 Schaab, Bruno
29	40	8,20	4,8780	20,7317	51,83	16 Burkowski, Ralf
30	40	8,41	4,7562	20,2140	50,54	3 Huber, HansPeter
31	40	8,43	4,7450	20,1661	50,42	52 Wohlmuth, Markus
32	40	8,60	4,6512	19,7674	49,42	144 Treiber, Erik
33	40	8,60	4,6512	19,7674	49,42	28 Heil, Roland
34	40	8,76	4,5662	19,4064	48,52	17 Doernemann, Juergen
35	40	8,80	4,5455	19,3182	48,30	18 Kelterbaum, Reinhard
36	40	10,29	3,8873	16,5209	41,30	48 Köhler, Ralph
37	40	11,24	3,5587	15,1246	37,81	25 Rogmann, Jürgen
38	40	11,59	3,4513	14,6678	36,67	70 Bauer, Harald
39	40	12,08	3,3113	14,0728	35,18	14 Moll, Andreas
40	40	12,46	3,2103	13,6437	34,11	86 Guenther, Helmut
41	40	13,65	2,9304	12,4542	31,14	110 Jessat, Alexander
42	40	14,29	2,7992	11,8964	29,74	107 Messner, Margit

STANDARD MANUAL -- Overall Stage Results

DM IPSC Flinte 2007

Printed Juli 29, 2007 at 22:45



Stage 3 -- 3

	PTS	TIME	HIT FACTOR	STAGE POINTS	STAGE PERCENT	COMPETITOR # Name
43	40	15,22	2,6281	11,1695	27,92	106 Messner, Peter
44	40	15,56	2,5707	10,9254	27,31	97 Zanger, Arno
45	40	16,56	2,4155	10,2657	25,66	135 Wurster, Thilo
46	40	16,59	2,4111	10,2471	25,62	4 Huber, Melanie
47	40	19,05	2,0997	8,9239	22,31	102 Robrock, Marc
48	40	21,09	1,8966	8,0607	20,15	53 Popall, Rainer
49	40	21,61	1,8510	7,8667	19,67	67 Weck, Alfred
50	40	22,86	1,7498	7,4366	18,59	40 ChristmannDr, Achim
51	40	32,23	1,2411	5,2746	13,19	108 Bischoff, UweErik
52	40	44,79	0,8931	3,7955	9,49	109 Kessler, Kurt
53	40	55,57	0,7198	3,0592	7,65	134 Wurster, Sabine
54	10	17,78	0,5624	2,3903	5,98	146 Kessler, Ursula

MODIFIED -- Overall Stage Results

DM IPSC Flinte 2007

Printed Juli 29, 2007 at 22:45



Stage 3 -- 3

	PTS	TIME	HIT FACTOR	STAGE POINTS	STAGE PERCENT	COMPETITOR # Name
1	40	7,32	5,4645	40,0000	100,00	95 Farkas, Zoltan

OPEN -- Overall Stage Results

DM IPSC Flinte 2007

Printed Juli 29, 2007 at 22:45



Stage 4 -- 4

	PTS	TIME	HIT FACTOR	STAGE POINTS	STAGE PERCENT	COMPETITOR # Name
1	74	14,46	5,1176	75,0000	100,00	60 Frey, Dirk
2	74	15,15	4,8845	71,5842	95,45	72 Damm, Oliver
3	71	16,09	4,4127	64,6696	86,23	123 Lautenschlager, Michael
4	73	19,14	3,8140	55,8957	74,53	124 Neumeier, Klaus
5	72	18,89	3,8115	55,8597	74,48	63 Vogel, Andreas
6	69	18,64	3,7017	54,2502	72,33	75 Berndt, DietzRudolf
7	66	19,69	3,3520	49,1243	65,50	120 Ketzler, Dirk
8	74	22,27	3,3229	48,6978	64,93	50 Gedeon, Matthias
9	72	21,80	3,3028	48,4032	64,54	15 Streit, Thomas
10	75	24,76	3,0291	44,3924	59,19	62 Kroll, Hubert
11	73	24,78	2,9459	43,1737	57,56	114 Baumann, Marc
12	70	24,70	2,8340	41,5335	55,38	55 Kadyk, Christian
13	70	27,03	2,5897	37,9533	50,60	80 Hochgesang, Volker
14	75	29,52	2,5407	37,2343	49,65	27 Bach, Steffen
15	72	28,50	2,5263	37,0242	49,37	26 Woellner, David
16	72	30,78	2,3392	34,2817	45,71	31 Litterst, Detlef
17	73	31,44	2,3219	34,0281	45,37	5 Braun, Marc
18	73	32,31	2,2594	33,1119	44,15	61 Valpertz, Rolf
19	74	36,53	2,0257	29,6879	39,58	71 Kaiper, Willi
20	72	36,06	1,9967	29,2620	39,02	84 Lehmann, Thorsten
21	75	38,64	1,9410	28,4461	37,93	42 Biederer, Roman
22	75	38,92	1,9270	28,2414	37,66	69 Rengart, Norbert
23	63	33,02	1,9079	27,9616	37,28	131 Schwindt, Matthias
24	75	39,71	1,8887	27,6796	36,91	119 Kabisch, Christian
25	74	40,27	1,8376	26,9307	35,91	136 Ziegert, Klaus
26	73	41,49	1,7595	25,7856	34,38	118 Jerichow, Joerg
27	57	32,95	1,7299	25,3523	33,80	132 Volkmann, Heinz
28	74	44,73	1,6544	24,2455	32,33	35 Karl, Bernhard
29	73	47,62	1,5330	22,4663	29,96	94 Schröder, Helmut
30	70	45,84	1,5271	22,3795	29,84	130 Schuster, Ralf
31	37	27,25	1,3578	19,8991	26,53	112 Freimueller, Norbert
32	74	60,87	1,2157	17,8167	23,76	129 Schneider, HansPeter
33	74	84,87	0,8719	12,7784	17,04	34 Kaipf, Robert

STANDARD -- Overall Stage Results

DM IPSC Flinte 2007

Printed Juli 29, 2007 at 22:45



Stage 4 -- 4

	PTS	TIME	HIT FACTOR	STAGE POINTS	STAGE PERCENT	COMPETITOR # Name
1	74	25,52	2,8997	75,0000	100,00	49 Moskopp, Georg
2	72	25,19	2,8583	73,9289	98,57	79 Wiessner, Bernd
3	75	26,39	2,8420	73,5076	98,01	66 Freyer, Martin
4	74	26,63	2,7788	71,8738	95,83	91 Reiter, Michael
5	75	29,40	2,5510	65,9818	87,98	127 Rothweiler, Claus
6	71	27,95	2,5403	65,7032	87,60	51 Gonglach, Georg
7	71	28,04	2,5321	65,4923	87,32	76 Schmitt, Udo
8	70	27,90	2,5090	64,8939	86,53	64 Buchner, Juergen
9	69	28,09	2,4564	63,5342	84,71	45 Moll, Julian
10	73	32,21	2,2664	58,6195	78,16	78 Tuerk, Jochen
11	75	34,12	2,1981	56,8542	75,81	33 Fajerski, Andreas
12	72	34,55	2,0839	53,9007	71,87	85 Blana, Michael
13	74	36,78	2,0120	52,0392	69,39	47 Angelo, Michael
14	71	37,06	1,9158	49,5522	66,07	88 Woll, Rigo
15	71	37,10	1,9137	49,4988	66,00	44 Moll, Babete
16	72	39,64	1,8163	46,9796	62,64	101 Wissgott, Thomas
17	75	43,36	1,7297	44,7386	59,65	36 Krizan, Karolj
18	74	43,59	1,6976	43,9092	58,55	104 Schmitt, Rainer
19	58	34,18	1,6969	43,8901	58,52	77 Langenbrunner, Peter
20	60	36,50	1,6438	42,5176	56,69	74 Kahlich, Tilo
21	73	45,34	1,6101	41,6439	55,53	87 Morbitzer, Holger
22	71	46,78	1,5177	39,2562	52,34	133 Wiegand, Frank
23	59	39,29	1,5017	38,8401	51,79	92 Schreder, Dieter
24	73	48,97	1,4907	38,5570	51,41	98 Kirchner, Stefan
25	71	50,18	1,4149	36,5964	48,80	29 Schilling, Thomas
26	57	44,24	1,2884	33,3250	44,43	99 Schuh, Sandra
27	72	58,34	1,2341	31,9210	42,56	54 Delhaie, Dennis
28	70	57,46	1,2182	31,5096	42,01	100 Reiter, Norbert
29	72	63,84	1,1278	29,1709	38,89	143 Wenzel, Juergen
30	58	57,69	1,0054	26,0039	34,67	142 Wichmann, Bernd
31	75	78,84	0,9513	24,6051	32,81	89 Sobania, Thomas

STANDARD MANUAL -- Overall Stage Results

DM IPSC Flinte 2007

Printed Juli 29, 2007 at 22:45



Stage 4 -- 4

	PTS	TIME	HIT FACTOR	STAGE POINTS	STAGE PERCENT	COMPETITOR # Name
1	74	20,95	3,5322	75,0000	100,00	57 Schmidt, Bernd
2	72	21,32	3,3771	71,7066	95,61	125 Papzien, Siegbert
3	71	21,70	3,2719	69,4724	92,63	32 Herzig, Alexander
4	73	27,62	2,6430	56,1194	74,83	59 Kratzer, Maximilian
5	71	28,47	2,4939	52,9523	70,60	43 Meier, Markus
6	69	27,78	2,4838	52,7388	70,32	21 Kahl, Christian
7	70	28,24	2,4788	52,6316	70,18	20 Kahl, Michael
8	74	30,19	2,4511	52,0454	69,39	24 Sack, Matthias
9	72	29,60	2,4324	51,6481	68,86	30 Klemens, Waldemar
10	71	29,71	2,3898	50,7422	67,66	141 Zeller, Stefan
11	73	31,45	2,3211	49,2851	65,71	65 Bogner, Helmut
12	69	30,01	2,2992	48,8199	65,09	58 Schmidt, Peter
13	72	32,01	2,2493	47,7596	63,68	145 Strache, Robert
14	73	33,06	2,2081	46,8850	62,51	140 Gruenleitner, Siegfried
15	73	33,13	2,2034	46,7859	62,38	13 Kraft, Herbert
16	72	33,03	2,1798	46,2847	61,71	110 Jessat, Alexander
17	74	34,55	2,1418	45,4776	60,64	102 Robrock, Marc
18	69	33,33	2,0702	43,9569	58,61	22 Rother, Patrick
19	75	37,26	2,0129	42,7397	56,99	37 Koellner, Rainer
20	73	37,66	1,9384	41,1582	54,88	135 Wurster, Thilo
21	71	36,76	1,9314	41,0106	54,68	86 Guenther, Helmut
22	74	38,35	1,9296	40,9713	54,63	48 Köhler, Ralph
23	71	37,37	1,8999	40,3412	53,79	81 Rahner, Gerrit
24	72	38,14	1,8878	40,0835	53,44	96 Möller, Klaus
25	73	39,01	1,8713	39,7338	52,98	3 Huber, HansPeter
26	75	41,21	1,8199	38,6431	51,52	103 Schaab, Bruno
27	72	39,58	1,8191	38,6252	51,50	82 Alberts, Michael
28	73	40,47	1,8038	38,3004	51,07	68 Baumann, Sven
29	75	42,78	1,7532	37,2249	49,63	46 Friese, Ralf
30	74	44,65	1,6573	35,1904	46,92	40 ChristmannDr, Achim
31	75	45,40	1,6520	35,0767	46,77	28 Heil, Roland
32	71	43,60	1,6284	34,5769	46,10	18 Kelterbaum, Reinhard
33	75	47,20	1,5890	33,7390	44,99	70 Bauer, Harald
34	74	46,78	1,5819	33,5881	44,78	144 Treiber, Erik
35	71	46,29	1,5338	32,5675	43,42	52 Wohlmuth, Markus
36	68	45,49	1,4948	31,7400	42,32	38 Faber, Michael
37	71	48,41	1,4666	31,1413	41,52	16 Burkowski, Ralf
38	73	49,99	1,4603	31,0065	41,34	39 Christmann, Marin
39	72	49,45	1,4560	30,9157	41,22	17 Doernemann, Juergen
40	74	54,22	1,3648	28,9792	38,64	53 Popall, Rainer
41	73	53,51	1,3642	28,9669	38,62	90 Haas, Bernd
42	72	54,66	1,3172	27,9690	37,29	93 Lisi, Agrippino

STANDARD MANUAL -- Overall Stage Results

DM IPSC Flinte 2007

Printed Juli 29, 2007 at 22:45



Stage 4 -- 4

	PTS	TIME	HIT FACTOR	STAGE POINTS	STAGE PERCENT	COMPETITOR # Name
43	64	48,62	1,3163	27,9498	37,27	105 Schiemann, Andreas
44	73	58,98	1,2377	26,2804	35,04	14 Moll, Andreas
45	73	59,20	1,2331	26,1827	34,91	106 Messner, Peter
46	73	61,24	1,1920	25,3105	33,75	107 Messner, Margit
47	73	61,29	1,1911	25,2899	33,72	108 Bischoff, UweErik
48	74	63,16	1,1716	24,8773	33,17	67 Weck, Alfred
49	71	60,83	1,1672	24,7830	33,04	25 Rogmann, Jürgen
50	71	85,17	0,8336	17,7005	23,60	97 Zanger, Arno
51	60	84,67	0,7086	15,0465	20,06	4 Huber, Melanie
52	0	88,82	0,0000	0,0000	0,00	134 Wurster, Sabine
53	0	117,20	0,0000	0,0000	0,00	109 Kessler, Kurt
54	0	0,00	0,0000	0,0000	0,00	146 Kessler, Ursula

MODIFIED -- Overall Stage Results

DM IPSC Flinte 2007

Printed Juli 29, 2007 at 22:45



Stage 4 -- 4

	PTS	TIME	HIT FACTOR	STAGE POINTS	STAGE PERCENT	COMPETITOR # Name
1	74	47,17	1,5688	75,0000	100,00	95 Farkas, Zoltan

OPEN -- Overall Stage Results

DM IPSC Flinte 2007

Printed Juli 29, 2007 at 22:45




Stage 5 -- 5

	PTS	TIME	HIT FACTOR	STAGE POINTS	STAGE PERCENT	COMPETITOR # Name
1	39	4,19	9,3079	40,0000	100,00	60 Frey, Dirk
2	37	3,98	9,2965	39,9510	99,88	123 Lautenschlager, Michael
3	39	5,66	6,8905	29,6113	74,03	15 Streit, Thomas
4	39	5,92	6,5878	28,3108	70,78	75 Berndt, DietzRudolf
5	38	6,08	6,2500	26,8590	67,15	112 Freimueller, Norbert
6	39	6,54	5,9633	25,6269	64,07	120 Ketzler, Dirk
7	37	6,63	5,5807	23,9827	59,96	31 Litterst, Detlef
8	40	7,34	5,4496	23,4193	58,55	131 Schwindt, Matthias
9	34	7,09	4,7955	20,6083	51,52	63 Vogel, Andreas
10	34	7,69	4,4213	19,0004	47,50	62 Kroll, Hubert
11	40	9,09	4,4004	18,9106	47,28	80 Hochgesang, Volker
12	36	8,25	4,3636	18,7524	46,88	50 Gedeon, Matthias
13	35	8,12	4,3103	18,5234	46,31	130 Schuster, Ralf
14	37	8,77	4,2189	18,1306	45,33	114 Baumann, Marc
15	25	6,45	3,8760	16,6567	41,64	72 Damm, Oliver
16	36	9,94	3,6217	15,5642	38,91	5 Braun, Marc
17	39	10,98	3,5519	15,2641	38,16	69 Rengart, Norbert
18	35	9,87	3,5461	15,2391	38,10	55 Kadyk, Christian
19	38	11,20	3,3929	14,5806	36,45	26 Woellner, David
20	38	11,61	3,2730	14,0657	35,16	124 Neumeier, Klaus
21	40	12,65	3,1621	13,5887	33,97	35 Karl, Bernhard
22	39	12,48	3,1250	13,4295	33,57	119 Kabisch, Christian
23	39	12,63	3,0879	13,2700	33,17	94 Schröder, Helmut
24	40	13,20	3,0303	13,0225	32,56	42 Biederer, Roman
25	40	14,02	2,8531	12,2609	30,65	132 Volkmann, Heinz
26	39	13,99	2,7877	11,9800	29,95	129 Schneider, HansPeter
27	38	13,82	2,7496	11,8164	29,54	136 Ziegert, Klaus
28	40	15,68	2,5510	10,9628	27,41	118 Jerichow, Joerg
29	34	13,36	2,5449	10,9366	27,34	61 Valpertz, Rolf
30	36	17,89	2,0123	8,6477	21,62	34 Kaipf, Robert
31	28	15,36	1,8229	7,8339	19,58	27 Bach, Steffen
32	39	21,94	1,7776	7,6390	19,10	71 Kaiper, Willi
33	19	23,29	0,8158	3,5059	8,76	84 Lehmann, Thorsten

STANDARD -- Overall Stage Results

DM IPSC Flinte 2007

Printed Juli 29, 2007 at 22:45



Stage 5 -- 5

	PTS	TIME	HIT FACTOR	STAGE POINTS	STAGE PERCENT	COMPETITOR # Name
1	39	5,37	7,2626	40,0000	100,00	64 Buchner, Juergen
2	35	5,27	6,6414	36,5786	91,45	29 Schilling, Thomas
3	35	5,28	6,6288	36,5093	91,27	45 Moll, Julian
4	40	6,24	6,4103	35,3057	88,26	49 Moskopp, Georg
5	37	6,05	6,1157	33,6834	84,21	91 Reiter, Michael
6	39	6,38	6,1129	33,6677	84,17	74 Kahlich, Tilo
7	38	6,29	6,0413	33,2738	83,18	66 Freyer, Martin
8	40	7,22	5,5402	30,5135	76,28	76 Schmitt, Udo
9	40	7,42	5,3908	29,6911	74,23	33 Fajerski, Andreas
10	37	7,63	4,8493	26,7083	66,77	101 Wissgott, Thomas
11	38	8,06	4,7146	25,9668	64,92	36 Krizan, Karolj
12	40	9,06	4,4150	24,3165	60,79	89 Sobania, Thomas
13	38	8,75	4,3429	23,9191	59,80	54 Delhaie, Dennis
14	38	8,78	4,3280	23,8374	59,59	127 Rothweiler, Claus
15	38	9,06	4,1943	23,1007	57,75	99 Schuh, Sandra
16	37	9,01	4,1065	22,6176	56,54	88 Woll, Rigo
17	32	8,41	3,8050	20,9567	52,39	78 Tuerk, Jochen
18	21	5,67	3,7037	20,3989	51,00	79 Wiessner, Bernd
19	40	10,84	3,6900	20,3236	50,81	142 Wichmann, Bernd
20	40	11,41	3,5057	19,3083	48,27	85 Blana, Michael
21	39	11,85	3,2911	18,1266	45,32	47 Angelo, Michael
22	39	12,26	3,1811	17,5204	43,80	98 Kirchner, Stefan
23	38	12,10	3,1405	17,2969	43,24	44 Moll, Babete
24	22	7,38	2,9810	16,4186	41,05	133 Wiegand, Frank
25	40	13,60	2,9412	16,1991	40,50	92 Schreder, Dieter
26	40	13,83	2,8923	15,9297	39,82	100 Reiter, Norbert
27	22	9,66	2,2774	12,5434	31,36	51 Gonglach, Georg
28	22	10,07	2,1847	12,0327	30,08	77 Langenbrunner, Peter
29	40	24,75	1,6162	8,9013	22,25	104 Schmitt, Rainer
30	39	25,12	1,5525	8,5510	21,38	87 Morbitzer, Holger
31	0	3,31	0,0000	0,0000	0,00	143 Wenzel, Juergen

STANDARD MANUAL -- Overall Stage Results

DM IPSC Flinte 2007

Printed Juli 29, 2007 at 22:45



Stage 5 -- 5

	PTS	TIME	HIT FACTOR	STAGE POINTS	STAGE PERCENT	COMPETITOR # Name
1	40	6,17	6,4830	40,0000	100,00	81 Rahner, Gerrit
2	39	6,02	6,4784	39,9718	99,93	125 Papzien, Siegbert
3	38	6,29	6,0413	37,2750	93,19	58 Schmidt, Peter
4	39	6,85	5,6934	35,1285	87,82	20 Kahl, Michael
5	39	7,06	5,5241	34,0836	85,21	105 Schiemann, Andreas
6	35	6,42	5,4517	33,6371	84,09	43 Meier, Markus
7	39	7,70	5,0649	31,2507	78,13	57 Schmidt, Bernd
8	38	7,55	5,0331	31,0543	77,64	65 Bogner, Helmut
9	38	7,87	4,8285	29,7916	74,48	86 Guenther, Helmut
10	40	8,61	4,6458	28,6643	71,66	13 Kraft, Herbert
11	38	8,26	4,6005	28,3850	70,96	30 Klemens, Waldemar
12	39	8,95	4,3575	26,8860	67,22	96 Möller, Klaus
13	39	9,00	4,3333	26,7367	66,84	46 Friese, Ralf
14	39	9,08	4,2952	26,5011	66,25	135 Wurster, Thilo
15	38	9,12	4,1667	25,7083	64,27	141 Zeller, Stefan
16	39	9,67	4,0331	24,8842	62,21	59 Kratzer, Maximilian
17	39	9,99	3,9039	24,0871	60,22	68 Baumann, Sven
18	37	9,65	3,8342	23,6570	59,14	145 Strache, Robert
19	40	11,08	3,6101	22,2744	55,69	82 Alberts, Michael
20	40	11,10	3,6036	22,2342	55,59	70 Bauer, Harald
21	39	10,83	3,6011	22,2188	55,55	140 Gruenleitner, Siegfried
22	38	10,65	3,5681	22,0150	55,04	18 Kelterbaum, Reinhard
23	38	10,67	3,5614	21,9738	54,93	48 Köhler, Ralph
24	39	11,03	3,5358	21,8160	54,54	37 Koellner, Rainer
25	35	10,04	3,4861	21,5090	53,77	24 Sack, Matthias
26	40	11,80	3,3898	20,9153	52,29	106 Messner, Peter
27	40	11,97	3,3417	20,6182	51,55	21 Kahl, Christian
28	39	11,98	3,2554	20,0860	50,21	103 Schaab, Bruno
29	39	12,22	3,1915	19,6915	49,23	16 Burkowski, Ralf
30	39	12,61	3,0928	19,0825	47,71	39 Christmann, Marin
31	38	12,46	3,0498	18,8170	47,04	97 Zanger, Arno
32	38	12,52	3,0351	18,7268	46,82	28 Heil, Roland
33	38	12,69	2,9945	18,4760	46,19	22 Rother, Patrick
34	36	12,03	2,9925	18,4638	46,16	110 Jessat, Alexander
35	39	13,85	2,8159	17,3740	43,44	102 Robrock, Marc
36	24	8,55	2,8070	17,3193	43,30	90 Haas, Bernd
37	40	14,62	2,7360	16,8810	42,20	93 Lisi, Agrippino
38	40	15,43	2,5924	15,9948	39,99	40 ChristmannDr, Achim
39	39	15,16	2,5726	15,8727	39,68	107 Messner, Margit
40	36	14,35	2,5087	15,4787	38,70	14 Moll, Andreas
41	40	16,08	2,4876	15,3483	38,37	144 Treiber, Erik
42	40	16,21	2,4676	15,2252	38,06	38 Faber, Michael

STANDARD MANUAL -- Overall Stage Results

DM IPSC Flinte 2007

Printed Juli 29, 2007 at 22:45



Stage 5 -- 5

	PTS	TIME	HIT FACTOR	STAGE POINTS	STAGE PERCENT	COMPETITOR # Name
43	38	17,28	2,1991	13,5683	33,92	25 Rogmann, Jürgen
44	17	7,75	2,1935	13,5342	33,84	32 Herzig, Alexander
45	40	19,10	2,0942	12,9215	32,30	53 Popall, Rainer
46	37	18,80	1,9681	12,1431	30,36	3 Huber, HansPeter
47	37	18,89	1,9587	12,0852	30,21	52 Wohlmuth, Markus
48	38	24,24	1,5677	9,6724	24,18	17 Doernemann, Juergen
49	40	26,92	1,4859	9,1679	22,92	4 Huber, Melanie
50	40	32,20	1,2422	7,6646	19,16	109 Kessler, Kurt
51	29	32,06	0,9046	5,5811	13,95	108 Bischoff, UweErik
52	19	30,30	0,6271	3,8690	9,67	67 Weck, Alfred
53	32	54,62	0,5859	3,6148	9,04	134 Wurster, Sabine
54	0	0,00	0,0000	0,0000	0,00	146 Kessler, Ursula

MODIFIED -- Overall Stage Results

DM IPSC Flinte 2007

Printed Juli 29, 2007 at 22:45



Stage 5 -- 5

	PTS	TIME	HIT FACTOR	STAGE POINTS	STAGE PERCENT	COMPETITOR # Name
1	40	7,63	5,2425	40,0000	100,00	95 Farkas, Zoltan

OPEN -- Overall Stage Results

DM IPSC Flinte 2007

Printed Juli 29, 2007 at 22:45



Stage 6 -- 6

	PTS	TIME	HIT FACTOR	STAGE POINTS	STAGE PERCENT	COMPETITOR # Name
1	30	5,44	5,5147	30,0000	100,00	120 Ketzler, Dirk
2	30	5,48	5,4745	29,7810	99,27	75 Berndt, DietzRudolf
3	30	5,53	5,4250	29,5118	98,37	60 Frey, Dirk
4	30	5,53	5,4250	29,5118	98,37	5 Braun, Marc
5	30	5,61	5,3476	29,0909	96,97	131 Schwindt, Matthias
6	30	5,71	5,2539	28,5814	95,27	72 Damm, Oliver
7	30	6,44	4,6584	25,3416	84,47	15 Streit, Thomas
8	30	6,48	4,6296	25,1852	83,95	63 Vogel, Andreas
9	30	6,49	4,6225	25,1464	83,82	124 Neumeier, Klaus
10	30	6,59	4,5524	24,7648	82,55	130 Schuster, Ralf
11	30	6,69	4,4843	24,3946	81,32	50 Gedeon, Matthias
12	30	7,11	4,2194	22,9536	76,51	112 Freimueller, Norbert
13	30	7,96	3,7688	20,5025	68,34	69 Rengart, Norbert
14	30	8,26	3,6320	19,7579	65,86	31 Litterst, Detlef
15	30	8,42	3,5629	19,3824	64,61	132 Volkmann, Heinz
16	30	8,51	3,5253	19,1774	63,92	80 Hochgesang, Volker
17	20	6,77	2,9542	16,0709	53,57	123 Lautenschlager, Michael
18	30	10,22	2,9354	15,9687	53,23	35 Karl, Bernhard
19	30	10,27	2,9211	15,8909	52,97	42 Biederer, Roman
20	30	10,31	2,9098	15,8293	52,76	61 Valpertz, Rolf
21	30	11,07	2,7100	14,7425	49,14	119 Kabisch, Christian
22	20	7,46	2,6810	14,5845	48,61	26 Woellner, David
23	30	11,61	2,5840	14,0568	46,86	34 Kaipf, Robert
24	20	7,86	2,5445	13,8422	46,14	27 Bach, Steffen
25	30	12,65	2,3715	12,9012	43,00	136 Ziegert, Klaus
26	20	9,45	2,1164	11,5132	38,38	71 Kaiper, Willi
27	20	9,80	2,0408	11,1020	37,01	55 Kadyk, Christian
28	20	10,48	1,9084	10,3817	34,61	62 Kroll, Hubert
29	20	10,80	1,8519	10,0741	33,58	84 Lehmann, Thorsten
30	20	11,52	1,7361	9,4444	31,48	129 Schneider, HansPeter
31	30	17,84	1,6816	9,1480	30,49	94 Schröder, Helmut
32	10	13,13	0,7616	4,1432	13,81	114 Baumann, Marc
33	0	13,46	0,0000	0,0000	0,00	118 Jerichow, Joerg

STANDARD -- Overall Stage Results

DM IPSC Flinte 2007

Printed Juli 29, 2007 at 22:45



Stage 6 -- 6

	PTS	TIME	HIT FACTOR	STAGE POINTS	STAGE PERCENT	COMPETITOR # Name
1	30	6,42	4,6729	30,0000	100,00	51 Gonglach, Georg
2	30	6,58	4,5593	29,2705	97,57	66 Freyer, Martin
3	30	6,63	4,5249	29,0498	96,83	91 Reiter, Michael
4	30	6,86	4,3732	28,0758	93,59	76 Schmitt, Udo
5	30	7,52	3,9894	25,6117	85,37	64 Buchner, Juergen
6	30	7,69	3,9012	25,0455	83,49	49 Moskopp, Georg
7	30	7,70	3,8961	25,0130	83,38	74 Kahlich, Tilo
8	30	7,97	3,7641	24,1656	80,55	99 Schuh, Sandra
9	30	8,24	3,6408	23,3738	77,91	77 Langenbrunner, Peter
10	30	8,49	3,5336	22,6855	75,62	127 Rothweiler, Claus
11	30	8,77	3,4208	21,9612	73,20	45 Moll, Julian
12	30	8,82	3,4014	21,8367	72,79	104 Schmitt, Rainer
13	30	9,87	3,0395	19,5137	65,05	101 Wissgott, Thomas
14	30	9,96	3,0120	19,3373	64,46	33 Fajerski, Andreas
15	30	10,11	2,9674	19,0504	63,50	29 Schilling, Thomas
16	30	10,34	2,9014	18,6267	62,09	87 Morbitzer, Holger
17	30	10,41	2,8818	18,5014	61,67	78 Tuerk, Jochen
18	30	10,48	2,8626	18,3779	61,26	88 Woll, Rigo
19	30	11,00	2,7273	17,5091	58,36	143 Wenzel, Juergen
20	30	11,34	2,6455	16,9841	56,61	47 Angelo, Michael
21	30	11,51	2,6064	16,7333	55,78	54 Delhaie, Dennis
22	20	7,70	2,5974	16,6753	55,58	79 Wiessner, Bernd
23	30	12,35	2,4291	15,5951	51,98	100 Reiter, Norbert
24	30	12,58	2,3847	15,3100	51,03	142 Wichmann, Bernd
25	30	12,61	2,3791	15,2736	50,91	133 Wiegand, Frank
26	30	12,83	2,3383	15,0117	50,04	92 Schreder, Dieter
27	20	8,64	2,3148	14,8611	49,54	44 Moll, Babete
28	30	13,05	2,2989	14,7586	49,20	85 Blana, Michael
29	20	9,53	2,0986	13,4732	44,91	36 Krizan, Karolj
30	30	15,14	1,9815	12,7213	42,40	89 Sobania, Thomas
31	20	11,95	1,6736	10,7448	35,82	98 Kirchner, Stefan

STANDARD MANUAL -- Overall Stage Results

DM IPSC Flinte 2007

Printed Juli 29, 2007 at 22:45



Stage 6 -- 6

	PTS	TIME	HIT FACTOR	STAGE POINTS	STAGE PERCENT	COMPETITOR # Name
1	30	7,20	4,1667	30,0000	100,00	96 Möller, Klaus
2	30	7,90	3,7975	27,3418	91,14	24 Sack, Matthias
3	30	7,96	3,7688	27,1357	90,45	32 Herzig, Alexander
4	30	8,01	3,7453	26,9663	89,89	20 Kahl, Michael
5	30	8,16	3,6765	26,4706	88,24	58 Schmidt, Peter
6	30	8,26	3,6320	26,1501	87,17	81 Rahner, Gerrit
7	30	8,28	3,6232	26,0870	86,96	18 Kelterbaum, Reinhard
8	30	8,38	3,5800	25,7757	85,92	65 Bogner, Helmut
9	30	8,45	3,5503	25,5621	85,21	57 Schmidt, Bernd
10	30	8,60	3,4884	25,1163	83,72	22 Rother, Patrick
11	30	8,71	3,4443	24,7991	82,66	46 Friese, Ralf
12	30	8,93	3,3595	24,1881	80,63	21 Kahl, Christian
13	30	8,94	3,3557	24,1611	80,54	48 Köhler, Ralph
14	20	5,96	3,3557	24,1611	80,54	59 Kratzer, Maximilian
15	30	9,52	3,1513	22,6891	75,63	90 Haas, Bernd
16	30	9,63	3,1153	22,4299	74,77	13 Kraft, Herbert
17	30	9,70	3,0928	22,2680	74,23	103 Schaab, Bruno
18	30	9,84	3,0488	21,9512	73,17	30 Klemens, Waldemar
19	30	10,45	2,8708	20,6699	68,90	86 Guenther, Helmut
20	30	10,51	2,8544	20,5519	68,51	3 Huber, HansPeter
21	30	10,54	2,8463	20,4934	68,31	37 Koellner, Rainer
22	30	10,64	2,8195	20,3008	67,67	68 Baumann, Sven
23	30	11,08	2,7076	19,4946	64,98	125 Papzien, Siegbert
24	30	11,33	2,6478	19,0644	63,55	28 Heil, Roland
25	30	11,35	2,6432	19,0308	63,44	40 ChristmannDr, Achim
26	30	11,37	2,6385	18,9974	63,32	17 Doernemann, Juergen
27	30	11,42	2,6270	18,9142	63,05	135 Wurster, Thilo
28	30	11,59	2,5884	18,6368	62,12	39 Christmann, Marin
29	30	11,75	2,5532	18,3830	61,28	145 Strache, Robert
30	30	11,85	2,5316	18,2278	60,76	102 Robrock, Marc
31	30	12,15	2,4691	17,7778	59,26	16 Burkowski, Ralf
32	30	12,59	2,3828	17,1565	57,19	97 Zanger, Arno
33	30	12,66	2,3697	17,0616	56,87	144 Treiber, Erik
34	20	8,83	2,2650	16,3080	54,36	140 Gruenleitner, Siegfried
35	30	13,71	2,1882	15,7549	52,52	43 Meier, Markus
36	30	14,15	2,1201	15,2650	50,88	106 Messner, Peter
37	30	14,24	2,1067	15,1685	50,56	93 Lisi, Agrippino
38	20	9,91	2,0182	14,5308	48,44	38 Faber, Michael
39	20	10,01	1,9980	14,3856	47,95	52 Wohlmuth, Markus
40	30	15,88	1,8892	13,6020	45,34	105 Schiemann, Andreas
41	30	16,36	1,8337	13,2029	44,01	25 Rogmann, Jürgen
42	30	16,72	1,7943	12,9187	43,06	67 Weck, Alfred

STANDARD MANUAL -- Overall Stage Results

DM IPSC Flinte 2007

Printed Juli 29, 2007 at 22:45



Stage 6 -- 6

	PTS	TIME	HIT FACTOR	STAGE POINTS	STAGE PERCENT	COMPETITOR # Name
43	30	17,91	1,6750	12,0603	40,20	82 Alberts, Michael
44	20	12,76	1,5674	11,2853	37,62	141 Zeller, Stefan
45	30	19,84	1,5121	10,8871	36,29	109 Kessler, Kurt
46	20	14,10	1,4184	10,2128	34,04	70 Bauer, Harald
47	20	15,01	1,3324	9,5936	31,98	107 Messner, Margit
48	30	26,37	1,1377	8,1911	27,30	4 Huber, Melanie
49	30	28,27	1,0612	7,6406	25,47	14 Moll, Andreas
50	20	19,53	1,0241	7,3733	24,58	53 Popall, Rainer
51	30	29,74	1,0087	7,2629	24,21	110 Jessat, Alexander
52	30	37,70	0,7958	5,7294	19,10	108 Bischoff, UweErik
53	20	105,80	0,1890	1,3611	4,54	134 Wurster, Sabine
54	0	0,00	0,0000	0,0000	0,00	146 Kessler, Ursula

MODIFIED -- Overall Stage Results

DM IPSC Flinte 2007

Printed Juli 29, 2007 at 22:45



Stage 6 -- 6

	PTS	TIME	HIT FACTOR	STAGE POINTS	STAGE PERCENT	COMPETITOR # Name
1	30	13,87	2,1629	30,0000	100,00	95 Farkas, Zoltan

OPEN -- Overall Stage Results

DM IPSC Flinte 2007

Printed Juli 29, 2007 at 22:45



Stage 7 -- 7

	PTS	TIME	HIT FACTOR	STAGE POINTS	STAGE PERCENT	COMPETITOR # Name
1	127	39,49	3,2160	130,0000	100,00	75 Berndt, DietzRudolf
2	122	38,05	3,2063	129,6080	99,70	63 Vogel, Andreas
3	130	42,31	3,0726	124,2016	95,54	124 Neumeier, Klaus
4	126	41,65	3,0252	122,2876	94,07	60 Frey, Dirk
5	128	42,56	3,0075	121,5724	93,52	50 Gedeon, Matthias
6	128	42,57	3,0068	121,5439	93,50	72 Damm, Oliver
7	126	44,62	2,8238	114,1479	87,81	131 Schwindt, Matthias
8	130	47,70	2,7254	110,1671	84,74	130 Schuster, Ralf
9	123	45,18	2,7224	110,0489	84,65	120 Ketzler, Dirk
10	130	56,03	2,3202	93,7885	72,14	62 Kroll, Hubert
11	93	41,67	2,2318	90,2166	69,40	123 Lautenschlager, Michael
12	113	53,90	2,0965	84,7455	65,19	27 Bach, Steffen
13	115	55,88	2,0580	83,1894	63,99	31 Litterst, Detlef
14	124	61,07	2,0305	82,0768	63,14	84 Lehmann, Thorsten
15	128	64,76	1,9765	79,8969	61,46	5 Braun, Marc
16	126	63,83	1,9740	79,7944	61,38	55 Kadyk, Christian
17	76	43,02	1,7666	71,4118	54,93	15 Streit, Thomas
18	128	78,24	1,6360	66,1314	50,87	71 Kaiper, Willi
19	130	81,72	1,5908	64,3046	49,47	26 Woellner, David
20	128	84,51	1,5146	61,2250	47,10	114 Baumann, Marc
21	55	38,04	1,4458	58,4452	44,96	112 Freimueller, Norbert
22	111	77,53	1,4317	57,8735	44,52	35 Karl, Bernhard
23	125	88,83	1,4072	56,8823	43,76	119 Kabisch, Christian
24	129	97,35	1,3251	53,5649	41,20	94 Schröder, Helmut
25	114	95,29	1,1963	48,3598	37,20	118 Jerichow, Joerg
26	130	109,80	1,1840	47,8595	36,81	42 Biederer, Roman
27	130	110,24	1,1792	47,6684	36,67	136 Ziegert, Klaus
28	130	111,80	1,1628	47,0033	36,16	61 Valpertz, Rolf
29	85	75,62	1,1240	45,4369	34,95	80 Hochgesang, Volker
30	71	72,37	0,9811	39,6576	30,51	129 Schneider, HansPeter
31	68	77,66	0,8756	35,3947	27,23	69 Rengart, Norbert
32	94	107,50	0,8744	35,3465	27,19	34 Kaipf, Robert
33	49	57,70	0,8492	34,3279	26,41	132 Volkmann, Heinz

STANDARD -- Overall Stage Results

DM IPSC Flinte 2007

Printed Juli 29, 2007 at 22:45




Stage 7 -- 7

	PTS	TIME	HIT FACTOR	STAGE POINTS	STAGE PERCENT	COMPETITOR # Name
1	128	47,13	2,7159	130,0000	100,00	64 Buchner, Juergen
2	128	48,32	2,6490	126,7984	97,54	79 Wiessner, Bernd
3	130	53,53	2,4285	116,2457	89,42	49 Moskopp, Georg
4	129	63,95	2,0172	96,5562	74,27	45 Moll, Julian
5	130	65,03	1,9991	95,6887	73,61	36 Krizan, Karolj
6	124	66,17	1,8740	89,6998	69,00	66 Freyer, Martin
7	129	71,24	1,8108	86,6756	66,67	87 Morbitzer, Holger
8	127	71,51	1,7760	85,0096	65,39	74 Kahlich, Tilo
9	130	74,97	1,7340	83,0016	63,85	51 Gonglach, Georg
10	130	75,32	1,7260	82,6159	63,55	91 Reiter, Michael
11	129	76,63	1,6834	80,5790	61,98	104 Schmitt, Rainer
12	128	77,07	1,6608	79,4979	61,15	127 Rothweiler, Claus
13	127	76,77	1,6543	79,1850	60,91	33 Fajerski, Andreas
14	127	78,51	1,6176	77,4301	59,56	78 Tuerk, Jochen
15	126	81,39	1,5481	74,1021	57,00	85 Blana, Michael
16	130	87,25	1,4900	71,3196	54,86	47 Angelo, Michael
17	128	93,65	1,3668	65,4234	50,33	44 Moll, Babete
18	127	94,74	1,3405	64,1654	49,36	89 Sobania, Thomas
19	105	79,23	1,3253	63,4352	48,80	99 Schuh, Sandra
20	88	67,58	1,3022	62,3297	47,95	133 Wiegand, Frank
21	130	103,60	1,2548	60,0640	46,20	142 Wichmann, Bernd
22	112	91,78	1,2203	58,4118	44,93	143 Wenzel, Juergen
23	124	113,48	1,0927	52,3038	40,23	98 Kirchner, Stefan
24	113	104,10	1,0855	51,9587	39,97	54 Delhaie, Dennis
25	99	93,43	1,0596	50,7201	39,02	77 Langenbrunner, Peter
26	79	76,41	1,0339	49,4889	38,07	88 Woll, Rigo
27	78	79,73	0,9783	46,8278	36,02	101 Wissgott, Thomas
28	50	53,02	0,9430	45,1400	34,72	29 Schilling, Thomas
29	79	103,33	0,7645	36,5958	28,15	92 Schreder, Dieter
30	30	40,52	0,7404	35,4391	27,26	76 Schmitt, Udo
31	52	86,80	0,5991	28,6757	22,06	100 Reiter, Norbert

STANDARD MANUAL -- Overall Stage Results

DM IPSC Flinte 2007

Printed Juli 29, 2007 at 22:45



Stage 7 -- 7

	PTS	TIME	HIT FACTOR	STAGE POINTS	STAGE PERCENT	COMPETITOR # Name
1	126	47,05	2,6780	130,0000	100,00	125 Papzien, Siegbert
2	128	48,73	2,6267	127,5105	98,09	20 Kahl, Michael
3	122	47,28	2,5804	125,2607	96,35	57 Schmidt, Bernd
4	130	50,44	2,5773	125,1125	96,24	32 Herzig, Alexander
5	124	50,33	2,4637	119,5989	92,00	59 Kratzer, Maximilian
6	125	51,73	2,4164	117,3005	90,23	96 Möller, Klaus
7	124	52,85	2,3463	113,8962	87,61	81 Rahner, Gerrit
8	129	59,70	2,1608	104,8933	80,69	65 Bogner, Helmut
9	127	59,09	2,1493	104,3331	80,26	22 Rother, Patrick
10	128	62,25	2,0562	99,8167	76,78	141 Zeller, Stefan
11	128	62,68	2,0421	99,1319	76,26	86 Guenther, Helmut
12	115	60,58	1,8983	92,1512	70,89	43 Meier, Markus
13	126	68,85	1,8301	88,8381	68,34	145 Strache, Robert
14	128	70,60	1,8130	88,0112	67,70	48 Köhler, Ralph
15	112	62,46	1,7931	87,0459	66,96	30 Klemens, Waldemar
16	124	71,67	1,7302	83,9879	64,61	21 Kahl, Christian
17	119	70,33	1,6920	82,1370	63,18	13 Kraft, Herbert
18	130	80,34	1,6181	78,5496	60,42	135 Wurster, Thilo
19	128	79,78	1,6044	77,8840	59,91	110 Jessat, Alexander
20	100	62,78	1,5929	77,3234	59,48	58 Schmidt, Peter
21	130	83,28	1,5610	75,7766	58,29	103 Schaab, Bruno
22	130	85,81	1,5150	73,5424	56,57	102 Robrock, Marc
23	114	75,84	1,5032	72,9691	56,13	140 Gruenleitner, Siegfried
24	130	86,72	1,4991	72,7707	55,98	28 Heil, Roland
25	129	87,74	1,4703	71,3714	54,90	70 Bauer, Harald
26	90	61,31	1,4679	71,2596	54,82	90 Haas, Bernd
27	126	86,34	1,4593	70,8420	54,49	105 Schiemann, Andreas
28	128	87,96	1,4552	70,6411	54,34	3 Huber, HansPeter
29	126	87,43	1,4412	69,9588	53,81	144 Treiber, Erik
30	129	91,09	1,4162	68,7466	52,88	37 Koellner, Rainer
31	130	93,58	1,3892	67,4361	51,87	68 Baumann, Sven
32	128	92,74	1,3802	67,0001	51,54	39 Christmann, Marin
33	130	95,67	1,3588	65,9629	50,74	97 Zanger, Arno
34	90	66,93	1,3447	65,2761	50,21	24 Sack, Matthias
35	129	97,92	1,3174	63,9515	49,19	106 Messner, Peter
36	89	68,50	1,2993	63,0713	48,52	52 Wohlmuth, Markus
37	129	101,73	1,2681	61,5564	47,35	18 Kelterbaum, Reinhard
38	123	99,30	1,2387	60,1296	46,25	38 Faber, Michael
39	125	103,50	1,2077	58,6276	45,10	14 Moll, Andreas
40	77	64,95	1,1855	57,5498	44,27	46 Friese, Ralf
41	127	116,58	1,0894	52,8825	40,68	16 Burkowski, Ralf
42	130	120,30	1,0806	52,4578	40,35	25 Rogmann, Jürgen

STANDARD MANUAL -- Overall Stage Results

DM IPSC Flinte 2007

Printed Juli 29, 2007 at 22:45



Stage 7 -- 7

	PTS	TIME	HIT FACTOR	STAGE POINTS	STAGE PERCENT	COMPETITOR # Name
43	130	124,61	1,0433	50,6434	38,96	93 Lisi, Agrippino
44	100	98,12	1,0192	49,4738	38,06	82 Alberts, Michael
45	78	81,86	0,9528	46,2546	35,58	17 Doernemann, Juergen
46	90	105,40	0,8539	41,4509	31,89	40 ChristmannDr, Achim
47	112	137,62	0,8138	39,5065	30,39	108 Bischoff, UweErik
48	128	158,36	0,8083	39,2371	30,18	107 Messner, Margit
49	104	135,40	0,7681	37,2861	28,68	53 Popall, Rainer
50	130	189,21	0,6871	33,3528	25,66	4 Huber, Melanie
51	49	136,90	0,3579	17,3750	13,37	67 Weck, Alfred
52	49	151,24	0,3240	15,7276	12,10	109 Kessler, Kurt
53	0	0,00	0,0000	0,0000	0,00	146 Kessler, Ursula
54	0	0,00	0,0000	0,0000	0,00	134 Wurster, Sabine

MODIFIED -- Overall Stage Results

DM IPSC Flinte 2007

Printed Juli 29, 2007 at 22:45



Stage 7 -- 7

	PTS	TIME	HIT FACTOR	STAGE POINTS	STAGE PERCENT	COMPETITOR # Name
1	10	98,13	0,1019	130,000	100,00	95 Farkas, Zoltan

OPEN -- Overall Stage Results**DM IPSC Flinte 2007**

Printed Juli 29, 2007 at 22:45

**Stage 8 -- 8**

	PTS	TIME	HIT FACTOR	STAGE POINTS	STAGE PERCENT	COMPETITOR # Name
1	60	3,88	15,4639	60,0000	100,00	60 Frey, Dirk
2	59	3,88	15,2062	59,0000	98,33	120 Ketzler, Dirk
3	57	4,30	13,2558	51,4326	85,72	63 Vogel, Andreas
4	58	4,89	11,8609	46,0205	76,70	75 Berndt, DietzRudolf
5	59	5,15	11,4563	44,4505	74,08	50 Gedeon, Matthias
6	59	5,22	11,3027	43,8544	73,09	131 Schwindt, Matthias
7	60	5,89	10,1868	39,5246	65,87	5 Braun, Marc
8	60	5,89	10,1868	39,5246	65,87	112 Freimueller, Norbert
9	55	5,43	10,1289	39,3002	65,50	124 Neumeier, Klaus
10	60	5,97	10,0503	38,9950	64,99	132 Volkman, Heinz
11	60	6,29	9,5390	37,0111	61,69	123 Lautenschlager, Michael
12	60	6,35	9,4488	36,6614	61,10	27 Bach, Steffen
13	58	6,53	8,8821	34,4625	57,44	114 Baumann, Marc
14	58	6,56	8,8415	34,3049	57,17	72 Damm, Oliver
15	44	5,39	8,1633	31,6735	52,79	80 Hochgesang, Volker
16	60	7,44	8,0645	31,2903	52,15	69 Rengart, Norbert
17	58	7,60	7,6316	29,6105	49,35	31 Litterst, Detlef
18	60	8,00	7,5000	29,1000	48,50	34 Kaipf, Robert
19	60	8,27	7,2551	28,1499	46,92	71 Kaiper, Willi
20	59	8,23	7,1689	27,8153	46,36	55 Kadyk, Christian
21	43	6,04	7,1192	27,6225	46,04	61 Valpertz, Rolf
22	60	9,31	6,4447	25,0054	41,68	35 Karl, Bernhard
23	45	7,23	6,2241	24,1494	40,25	42 Biederer, Roman
24	59	9,67	6,1013	23,6732	39,46	94 Schröder, Helmut
25	60	9,87	6,0790	23,5866	39,31	136 Ziegert, Klaus
26	60	9,95	6,0302	23,3970	38,99	130 Schuster, Ralf
27	59	9,86	5,9838	23,2170	38,70	15 Streit, Thomas
28	60	10,07	5,9583	23,1182	38,53	84 Lehmann, Thorsten
29	59	10,27	5,7449	22,2902	37,15	26 Woellner, David
30	60	11,79	5,0891	19,7455	32,91	62 Kroll, Hubert
31	60	11,88	5,0505	19,5960	32,66	118 Jerichow, Joerg
32	40	10,99	3,6397	14,1219	23,54	129 Schneider, HansPeter
33	57	23,76	2,3990	9,3081	15,51	119 Kabisch, Christian

STANDARD -- Overall Stage Results

DM IPSC Flinte 2007

Printed Juli 29, 2007 at 22:45



Stage 8 -- 8

	PTS	TIME	HIT FACTOR	STAGE POINTS	STAGE PERCENT	COMPETITOR # Name
1	60	4,66	12,8755	60,0000	100,00	76 Schmitt, Udo
2	59	5,30	11,1321	51,8755	86,46	64 Buchner, Juergen
3	59	5,37	10,9870	51,1992	85,33	91 Reiter, Michael
4	60	5,50	10,9091	50,8364	84,73	45 Moll, Julian
5	60	5,97	10,0503	46,8342	78,06	51 Gonglach, Georg
6	58	5,82	9,9656	46,4399	77,40	74 Kahlich, Tilo
7	60	6,06	9,9010	46,1386	76,90	78 Tuerk, Jochen
8	59	5,99	9,8497	45,8998	76,50	66 Freyer, Martin
9	60	6,22	9,6463	44,9518	74,92	36 Krizan, Karolj
10	59	6,64	8,8855	41,4066	69,01	127 Rothweiler, Claus
11	58	6,55	8,8550	41,2641	68,77	133 Wiegand, Frank
12	59	7,23	8,1604	38,0277	63,38	54 Delhaie, Dennis
13	60	7,74	7,7519	36,1240	60,21	49 Moskopp, Georg
14	60	7,84	7,6531	35,6633	59,44	143 Wenzel, Juergen
15	60	7,85	7,6433	35,6178	59,36	101 Wissgott, Thomas
16	59	7,75	7,6129	35,4761	59,13	92 Schreder, Dieter
17	60	8,01	7,4906	34,9064	58,18	87 Morbitzer, Holger
18	43	5,89	7,3005	34,0204	56,70	142 Wichmann, Bernd
19	60	8,23	7,2904	33,9733	56,62	88 Woll, Rigo
20	57	7,87	7,2427	33,7509	56,25	29 Schilling, Thomas
21	58	8,08	7,1782	33,4505	55,75	100 Reiter, Norbert
22	59	8,33	7,0828	33,0060	55,01	98 Kirchner, Stefan
23	58	8,23	7,0474	32,8408	54,73	33 Fajerski, Andreas
24	60	8,71	6,8886	32,1010	53,50	104 Schmitt, Rainer
25	44	6,41	6,8643	31,9875	53,31	85 Blana, Michael
26	59	9,57	6,1651	28,7294	47,88	99 Schuh, Sandra
27	44	7,66	5,7441	26,7676	44,61	47 Angelo, Michael
28	30	5,25	5,7143	26,6286	44,38	79 Wiessner, Bernd
29	60	12,49	4,8038	22,3859	37,31	44 Moll, Babete
30	30	7,79	3,8511	17,9461	29,91	89 Sobania, Thomas
31	0	6,62	0,0000	0,0000	0,00	77 Langenbrunner, Peter

STANDARD MANUAL -- Overall Stage Results

DM IPSC Flinte 2007

Printed Juli 29, 2007 at 22:45




Stage 8 -- 8

	PTS	TIME	HIT FACTOR	STAGE POINTS	STAGE PERCENT	COMPETITOR # Name
1	59	4,48	13,1696	60,0000	100,00	58 Schmidt, Peter
2	60	4,81	12,4740	56,8308	94,72	57 Schmidt, Bernd
3	60	5,08	11,8110	53,8102	89,68	43 Meier, Markus
4	59	5,08	11,6142	52,9134	88,19	141 Zeller, Stefan
5	54	5,09	10,6090	48,3341	80,56	20 Kahl, Michael
6	60	5,74	10,4530	47,6230	79,37	39 Christmann, Marin
7	60	5,76	10,4167	47,4576	79,10	96 Möller, Klaus
8	58	5,88	9,8639	44,9395	74,90	30 Klemens, Waldemar
9	60	6,09	9,8522	44,8860	74,81	32 Herzig, Alexander
10	59	6,04	9,7682	44,5033	74,17	46 Friese, Ralf
11	58	5,97	9,7152	44,2620	73,77	22 Rother, Patrick
12	60	6,48	9,2593	42,1846	70,31	37 Koellner, Rainer
13	59	6,57	8,9802	40,9132	68,19	65 Bogner, Helmut
14	59	6,94	8,5014	38,7320	64,55	81 Rahner, Gerrit
15	58	6,87	8,4425	38,4635	64,11	110 Jessat, Alexander
16	60	7,23	8,2988	37,8086	63,01	86 Guenther, Helmut
17	59	7,27	8,1155	36,9739	61,62	18 Kelterbaum, Reinhard
18	57	7,28	7,8297	35,6714	59,45	145 Strache, Robert
19	54	7,06	7,6487	34,8471	58,08	13 Kraft, Herbert
20	60	7,98	7,5188	34,2551	57,09	28 Heil, Roland
21	60	8,07	7,4349	33,8731	56,46	105 Schiemann, Andreas
22	60	8,13	7,3801	33,6231	56,04	103 Schaab, Bruno
23	60	8,15	7,3620	33,5406	55,90	144 Treiber, Erik
24	60	8,18	7,3350	33,4176	55,70	135 Wurster, Thilo
25	58	7,91	7,3325	33,4063	55,68	68 Baumann, Sven
26	58	7,94	7,3048	33,2801	55,47	24 Sack, Matthias
27	58	7,98	7,2682	33,1133	55,19	140 Gruenleitner, Siegfried
28	57	8,00	7,1250	32,4610	54,10	16 Burkowski, Ralf
29	60	8,83	6,7950	30,9576	51,60	40 ChristmannDr, Achim
30	58	8,60	6,7442	30,7261	51,21	70 Bauer, Harald
31	57	8,58	6,6434	30,2667	50,44	82 Alberts, Michael
32	55	8,41	6,5398	29,7950	49,66	21 Kahl, Christian
33	59	9,11	6,4764	29,5060	49,18	53 Popall, Rainer
34	60	9,34	6,4240	29,2672	48,78	102 Robrock, Marc
35	59	9,66	6,1077	27,8261	46,38	93 Lisi, Agrippino
36	60	10,23	5,8651	26,7210	44,54	48 Köhler, Ralph
37	60	10,48	5,7252	26,0836	43,47	3 Huber, HansPeter
38	58	10,37	5,5931	25,4816	42,47	106 Messner, Peter
39	45	8,61	5,2265	23,8115	39,69	38 Faber, Michael
40	59	11,72	5,0341	22,9352	38,23	17 Doernemann, Juergen
41	58	11,73	4,9446	22,5272	37,55	107 Messner, Margit
42	60	12,59	4,7657	21,7121	36,19	108 Bischoff, UweErik

STANDARD MANUAL -- Overall Stage Results

DM IPSC Flinte 2007

Printed Juli 29, 2007 at 22:45



Stage 8 -- 8

	PTS	TIME	HIT FACTOR	STAGE POINTS	STAGE PERCENT	COMPETITOR # Name
43	30	6,40	4,6875	21,3559	35,59	59 Kratzer, Maximilian
44	30	6,92	4,3353	19,7512	32,92	97 Zanger, Arno
45	60	15,85	3,7855	17,2464	28,74	90 Haas, Bernd
46	60	16,61	3,6123	16,4573	27,43	52 Wohlmuth, Markus
47	44	12,30	3,5772	16,2976	27,16	67 Weck, Alfred
48	29	8,26	3,5109	15,9954	26,66	125 Papzien, Siegbert
49	60	18,53	3,2380	14,7521	24,59	4 Huber, Melanie
50	29	9,49	3,0558	13,9222	23,20	14 Moll, Andreas
51	14	8,35	1,6766	7,6387	12,73	25 Rogmann, Jürgen
52	13	18,07	0,7194	3,2776	5,46	109 Kessler, Kurt
53	0	0,00	0,0000	0,0000	0,00	146 Kessler, Ursula
54	0	0,00	0,0000	0,0000	0,00	134 Wurster, Sabine

MODIFIED -- Overall Stage Results

DM IPSC Flinte 2007

Printed Juli 29, 2007 at 22:45



Stage 8 -- 8

	PTS	TIME	HIT FACTOR	STAGE POINTS	STAGE PERCENT	COMPETITOR # Name
1	59	11,57	5,0994	60,0000	100,00	95 Farkas, Zoltan

OPEN -- Overall Stage Results**DM IPSC Flinte 2007**

Printed Juli 29, 2007 at 22:45

**Stage 9 -- 9**

	PTS	TIME	HIT FACTOR	STAGE POINTS	STAGE PERCENT	COMPETITOR # Name
1	120	29,33	4,0914	120,0000	100,00	123 Lautenschlager, Michael
2	120	30,00	4,0000	117,3200	97,77	15 Streit, Thomas
3	120	30,84	3,8911	114,1245	95,10	75 Berndt, DietzRudolf
4	105	27,96	3,7554	110,1449	91,79	72 Damm, Oliver
5	120	32,21	3,7256	109,2704	91,06	60 Frey, Dirk
6	120	33,03	3,6331	106,5577	88,80	131 Schwindt, Matthias
7	120	33,12	3,6232	106,2681	88,56	120 Ketzler, Dirk
8	95	26,46	3,5903	105,3042	87,75	63 Vogel, Andreas
9	120	39,36	3,0488	89,4207	74,52	124 Neumeier, Klaus
10	120	40,99	2,9275	85,8649	71,55	26 Woellner, David
11	105	38,01	2,7624	81,0221	67,52	31 Litterst, Detlef
12	105	38,61	2,7195	79,7630	66,47	50 Gedeon, Matthias
13	120	44,89	2,6732	78,4050	65,34	5 Braun, Marc
14	95	41,08	2,3126	67,8274	56,52	55 Kadyk, Christian
15	95	41,75	2,2754	66,7389	55,62	27 Bach, Steffen
16	105	47,76	2,1985	64,4818	53,73	112 Freimueller, Norbert
17	95	45,48	2,0888	61,2654	51,05	130 Schuster, Ralf
18	120	58,33	2,0573	60,3395	50,28	69 Rengart, Norbert
19	105	55,23	1,9011	55,7605	46,47	62 Kroll, Hubert
20	95	51,42	1,8475	54,1881	45,16	114 Baumann, Marc
21	120	70,28	1,7075	50,0797	41,73	132 Volkmann, Heinz
22	120	71,69	1,6739	49,0947	40,91	84 Lehmann, Thorsten
23	95	56,79	1,6728	49,0641	40,89	34 Kaipf, Robert
24	120	71,78	1,6718	49,0332	40,86	118 Jerichow, Joerg
25	95	57,13	1,6629	48,7721	40,64	136 Ziegert, Klaus
26	120	73,50	1,6327	47,8857	39,90	129 Schneider, HansPeter
27	120	78,12	1,5361	45,0538	37,54	80 Hochgesang, Volker
28	105	78,68	1,3345	39,1415	32,62	61 Valpertz, Rolf
29	105	87,13	1,2051	35,3455	29,45	71 Kaiper, Willi
30	70	61,75	1,1336	33,2486	27,71	35 Karl, Bernhard
31	95	123,06	0,7720	22,6422	18,87	94 Schröder, Helmut
32	70	113,42	0,6172	18,1017	15,08	42 Biederer, Roman
33	25	61,90	0,4039	11,8457	9,87	119 Kabisch, Christian

STANDARD -- Overall Stage Results

DM IPSC Flinte 2007

Printed Juli 29, 2007 at 22:45



Stage 9 -- 9

	PTS	TIME	HIT FACTOR	STAGE POINTS	STAGE PERCENT	COMPETITOR # Name
1	120	43,13	2,7823	120,0000	100,00	79 Wiessner, Bernd
2	120	49,89	2,4053	103,7402	86,45	64 Buchner, Juergen
3	105	44,56	2,3564	101,6304	84,69	49 Moskopp, Georg
4	120	53,98	2,2230	95,8800	79,90	74 Kahlich, Tilo
5	105	47,43	2,2138	95,4807	79,57	76 Schmitt, Udo
6	120	55,92	2,1459	92,5536	77,13	33 Fajerski, Andreas
7	120	57,85	2,0743	89,4659	74,55	29 Schilling, Thomas
8	120	58,40	2,0548	88,6233	73,85	66 Freyer, Martin
9	120	58,94	2,0360	87,8113	73,18	85 Blana, Michael
10	95	47,94	1,9816	85,4683	71,22	36 Krizan, Karolj
11	119	60,08	1,9807	85,4273	71,19	77 Langenbrunner, Peter
12	120	62,26	1,9274	83,1288	69,27	127 Rothweiler, Claus
13	120	64,93	1,8481	79,7105	66,43	51 Gonglach, Georg
14	120	66,74	1,7980	77,5487	64,62	133 Wiegand, Frank
15	120	67,97	1,7655	76,1454	63,45	88 Woll, Rigo
16	95	57,96	1,6391	70,6927	58,91	87 Morbitzer, Holger
17	105	71,62	1,4661	63,2316	52,69	101 Wissgott, Thomas
18	105	72,20	1,4543	62,7237	52,27	44 Moll, Babete
19	95	66,30	1,4329	61,8001	51,50	104 Schmitt, Rainer
20	120	87,39	1,3732	59,2242	49,35	54 Delhaie, Dennis
21	120	89,48	1,3411	57,8409	48,20	47 Angelo, Michael
22	105	83,06	1,2641	54,5226	45,44	99 Schuh, Sandra
23	120	98,00	1,2245	52,8122	44,01	143 Wenzel, Juergen
24	120	100,03	1,1996	51,7405	43,12	78 Tuerk, Jochen
25	120	107,10	1,1204	48,3249	40,27	91 Reiter, Michael
26	105	96,40	1,0892	46,9777	39,15	45 Moll, Julian
27	120	114,85	1,0448	45,0640	37,55	142 Wichmann, Bernd
28	120	114,90	1,0444	45,0444	37,54	98 Kirchner, Stefan
29	105	104,21	1,0076	43,4570	36,21	92 Schreder, Dieter
30	95	116,80	0,8134	35,0801	29,23	100 Reiter, Norbert
31	95	122,70	0,7742	33,3932	27,83	89 Sobania, Thomas

STANDARD MANUAL -- Overall Stage Results

DM IPSC Flinte 2007

Printed Juli 29, 2007 at 22:45



Stage 9 -- 9

	PTS	TIME	HIT FACTOR	STAGE POINTS	STAGE PERCENT	COMPETITOR # Name
1	120	36,14	3,3204	120,0000	100,00	125 Papzien, Siegbert
2	105	35,70	2,9412	106,2941	88,58	57 Schmidt, Bernd
3	120	41,07	2,9218	105,5953	88,00	32 Herzig, Alexander
4	120	41,63	2,8825	104,1749	86,81	81 Rahner, Gerrit
5	120	41,82	2,8694	103,7016	86,42	43 Meier, Markus
6	120	46,35	2,5890	93,5663	77,97	58 Schmidt, Peter
7	120	47,57	2,5226	91,1667	75,97	59 Kratzer, Maximilian
8	120	47,63	2,5194	91,0519	75,88	30 Klemens, Waldemar
9	120	48,04	2,4979	90,2748	75,23	65 Bogner, Helmut
10	105	44,48	2,3606	85,3125	71,09	20 Kahl, Michael
11	120	52,34	2,2927	82,8582	69,05	105 Schiemann, Andreas
12	120	53,77	2,2317	80,6546	67,21	24 Sack, Matthias
13	120	54,20	2,2140	80,0148	66,68	90 Haas, Bernd
14	120	55,51	2,1618	78,1265	65,11	46 Friese, Ralf
15	120	59,72	2,0094	72,6189	60,52	86 Guenther, Helmut
16	120	61,13	1,9630	70,9439	59,12	140 Gruenleitner, Siegfried
17	120	67,84	1,7689	63,9269	53,27	3 Huber, HansPeter
18	120	68,51	1,7516	63,3017	52,75	13 Kraft, Herbert
19	120	70,31	1,7067	61,6811	51,40	48 Köhler, Ralph
20	80	47,01	1,7018	61,5018	51,25	96 Möller, Klaus
21	120	73,98	1,6221	58,6213	48,85	135 Wurster, Thilo
22	95	59,62	1,5934	57,5864	47,99	103 Schaab, Bruno
23	120	75,52	1,5890	57,4258	47,85	52 Wohlmuth, Markus
24	95	61,38	1,5477	55,9352	46,61	18 Kelterbaum, Reinhard
25	90	60,14	1,4965	54,0838	45,07	145 Strache, Robert
26	120	80,52	1,4903	53,8599	44,88	28 Heil, Roland
27	120	82,18	1,4602	52,7720	43,98	37 Koellner, Rainer
28	95	65,36	1,4535	52,5291	43,77	141 Zeller, Stefan
29	120	84,34	1,4228	51,4204	42,85	68 Baumann, Sven
30	95	69,26	1,3716	49,5712	41,31	21 Kahl, Christian
31	120	88,94	1,3492	48,7610	40,63	82 Alberts, Michael
32	105	79,41	1,3223	47,7862	39,82	144 Treiber, Erik
33	95	72,43	1,3116	47,4016	39,50	38 Faber, Michael
34	120	93,55	1,2827	46,3581	38,63	14 Moll, Andreas
35	70	54,61	1,2818	46,3249	38,60	22 Rother, Patrick
36	105	87,23	1,2037	43,5022	36,25	102 Robrock, Marc
37	95	80,41	1,1814	42,6974	35,58	93 Lisi, Agrippino
38	95	82,56	1,1507	41,5855	34,65	40 ChristmannDr, Achim
39	120	108,00	1,1111	40,1556	33,46	107 Messner, Margit
40	95	86,83	1,0941	39,5405	32,95	39 Christmann, Marin
41	120	117,90	1,0178	36,7837	30,65	108 Bischoff, UweErik
42	95	97,94	0,9700	35,0551	29,21	70 Bauer, Harald

STANDARD MANUAL -- Overall Stage Results

DM IPSC Flinte 2007

Printed Juli 29, 2007 at 22:45



Stage 9 -- 9

	PTS	TIME	HIT FACTOR	STAGE POINTS	STAGE PERCENT	COMPETITOR # Name
43	70	76,95	0,9097	32,8759	27,40	17 Doernemann, Juergen
44	120	132,73	0,9041	32,6739	27,23	4 Huber, Melanie
45	80	90,41	0,8849	31,9788	26,65	97 Zanger, Arno
46	105	119,40	0,8794	31,7814	26,48	67 Weck, Alfred
47	120	140,70	0,8529	30,8230	25,69	109 Kessler, Kurt
48	95	113,20	0,8392	30,3295	25,27	25 Rogmann, Jürgen
49	90	128,00	0,7031	25,4109	21,18	53 Popall, Rainer
50	70	101,50	0,6897	24,9241	20,77	16 Burkowski, Ralf
51	55	101,60	0,5413	19,5640	16,30	106 Messner, Peter
52	0	0,00	0,0000	0,0000	0,00	134 Wurster, Sabine
53	0	0,00	0,0000	0,0000	0,00	110 Jessat, Alexander
54	0	0,00	0,0000	0,0000	0,00	146 Kessler, Ursula

MODIFIED -- Overall Stage Results

DM IPSC Flinte 2007

Printed Juli 29, 2007 at 22:45



Stage 9 -- 9

	PTS	TIME	HIT FACTOR	STAGE POINTS	STAGE PERCENT	COMPETITOR # Name
1	120	192,10	0,6247	120,0000	100,00	95 Farkas, Zoltan

OPEN -- Overall Stage Results

DM IPSC Flinte 2007

Printed Juli 29, 2007 at 22:45



Stage 10 -- 10

	PTS	TIME	HIT FACTOR	STAGE POINTS	STAGE PERCENT	COMPETITOR # Name
1	38	4,02	9,4527	40,0000	100,00	72 Damm, Oliver
2	37	3,98	9,2965	39,3388	98,35	60 Frey, Dirk
3	39	4,47	8,7248	36,9198	92,30	120 Ketzler, Dirk
4	36	4,76	7,5630	32,0035	80,01	63 Vogel, Andreas
5	39	5,37	7,2626	30,7321	76,83	112 Freimueller, Norbert
6	38	5,87	6,4736	27,3935	68,48	124 Neumeier, Klaus
7	40	7,55	5,2980	22,4190	56,05	5 Braun, Marc
8	37	7,16	5,1676	21,8671	54,67	80 Hochgesang, Volker
9	40	7,81	5,1216	21,6726	54,18	42 Biederer, Roman
10	40	7,82	5,1151	21,6449	54,11	136 Ziegert, Klaus
11	37	7,24	5,1105	21,6255	54,06	69 Rengart, Norbert
12	40	8,14	4,9140	20,7940	51,99	27 Bach, Steffen
13	39	8,09	4,8208	20,3995	51,00	94 Schröder, Helmut
14	38	7,94	4,7859	20,2519	50,63	61 Valpertz, Rolf
15	24	5,09	4,7151	19,9524	49,88	75 Berndt, DietzRudolf
16	40	8,94	4,4743	18,9332	47,33	26 Woellner, David
17	38	8,53	4,4549	18,8511	47,13	55 Kadyk, Christian
18	39	8,85	4,4068	18,6476	46,62	119 Kabisch, Christian
19	23	5,39	4,2672	18,0568	45,14	15 Streit, Thomas
20	40	9,48	4,2194	17,8548	44,64	132 Volkmann, Heinz
21	34	8,23	4,1312	17,4816	43,70	130 Schuster, Ralf
22	37	9,04	4,0929	17,3195	43,30	114 Baumann, Marc
23	39	9,81	3,9755	16,8228	42,06	62 Kroll, Hubert
24	40	10,12	3,9526	16,7256	41,81	71 Kaiper, Willi
25	25	6,36	3,9308	16,6336	41,58	50 Gedeon, Matthias
26	37	9,46	3,9112	16,5506	41,38	34 Kaipf, Robert
27	38	10,28	3,6965	15,6420	39,11	31 Litterst, Detlef
28	40	12,07	3,3140	14,0235	35,06	131 Schwindt, Matthias
29	39	11,83	3,2967	13,9503	34,88	35 Karl, Bernhard
30	21	10,29	2,0408	8,6359	21,59	84 Lehmann, Thorsten
31	24	12,64	1,8987	8,0346	20,09	123 Lautenschlager, Michael
32	40	28,19	1,4189	6,0044	15,01	129 Schneider, HansPeter
33	15	15,45	0,9709	4,1083	10,27	118 Jerichow, Joerg

STANDARD -- Overall Stage Results

DM IPSC Flinte 2007

Printed Juli 29, 2007 at 22:45



Stage 10 -- 10

	PTS	TIME	HIT FACTOR	STAGE POINTS	STAGE PERCENT	COMPETITOR # Name
1	39	5,03	7,7535	40,0000	100,00	64 Buchner, Juergen
2	39	5,71	6,8301	35,2364	88,09	66 Freyer, Martin
3	37	5,62	6,5836	33,9648	84,91	76 Schmitt, Udo
4	38	6,11	6,2193	32,0853	80,21	79 Wiessner, Bernd
5	37	6,17	5,9968	30,9371	77,34	36 Krizan, Karolj
6	39	6,55	5,9542	30,7176	76,79	45 Moll, Julian
7	38	6,45	5,8915	30,3940	75,98	91 Reiter, Michael
8	39	6,70	5,8209	30,0299	75,07	127 Rothweiler, Claus
9	38	6,53	5,8193	30,0216	75,05	49 Moskopp, Georg
10	39	6,75	5,7778	29,8074	74,52	142 Wichmann, Bernd
11	40	6,98	5,7307	29,5643	73,91	74 Kahlich, Tilo
12	37	6,76	5,4734	28,2370	70,59	44 Moll, Babete
13	38	7,04	5,3977	27,8467	69,62	101 Wissgott, Thomas
14	32	6,15	5,2033	26,8434	67,11	51 Gonglach, Georg
15	34	6,88	4,9419	25,4949	63,74	29 Schilling, Thomas
16	35	7,11	4,9226	25,3958	63,49	88 Woll, Rigo
17	39	8,05	4,8447	24,9938	62,48	104 Schmitt, Rainer
18	38	8,23	4,6173	23,8203	59,55	78 Tuerk, Jochen
19	37	8,22	4,5012	23,2217	58,05	33 Fajerski, Andreas
20	36	8,05	4,4720	23,0712	57,68	47 Angelo, Michael
21	39	9,02	4,3237	22,3060	55,76	77 Langenbrunner, Peter
22	33	7,98	4,1353	21,3341	53,34	133 Wiegand, Frank
23	39	9,79	3,9837	20,5516	51,38	143 Wenzel, Juergen
24	40	10,60	3,7736	19,4678	48,67	92 Schreder, Dieter
25	40	10,90	3,6697	18,9320	47,33	98 Kirchner, Stefan
26	39	10,97	3,5552	18,3409	45,85	100 Reiter, Norbert
27	39	11,32	3,4452	17,7739	44,43	99 Schuh, Sandra
28	39	12,17	3,2046	16,5325	41,33	87 Morbitzer, Holger
29	24	10,37	2,3144	11,9398	29,85	89 Sobania, Thomas
30	15	39,75	0,3774	1,9468	4,87	54 Delhaie, Dennis
31	0	9,15	0,0000	0,0000	0,00	85 Blana, Michael

STANDARD MANUAL -- Overall Stage Results

DM IPSC Flinte 2007

Printed Juli 29, 2007 at 22:45



Stage 10 -- 10

	PTS	TIME	HIT FACTOR	STAGE POINTS	STAGE PERCENT	COMPETITOR # Name
1	38	5,43	6,9982	40,0000	100,00	57 Schmidt, Bernd
2	39	6,19	6,3005	36,0122	90,03	125 Papzien, Siegbert
3	38	6,26	6,0703	34,6965	86,74	32 Herzig, Alexander
4	39	6,53	5,9724	34,1372	85,34	96 Möller, Klaus
5	40	7,07	5,6577	32,3383	80,85	65 Bogner, Helmut
6	40	7,09	5,6417	32,2471	80,62	18 Kelterbaum, Reinhard
7	38	6,90	5,5072	31,4783	78,70	141 Zeller, Stefan
8	39	7,25	5,3793	30,7470	76,87	58 Schmidt, Peter
9	39	7,27	5,3645	30,6624	76,66	20 Kahl, Michael
10	39	7,39	5,2774	30,1645	75,41	13 Kraft, Herbert
11	38	7,25	5,2414	29,9586	74,90	105 Schiemann, Andreas
12	38	7,27	5,2270	29,8762	74,69	22 Rother, Patrick
13	38	7,47	5,0870	29,0763	72,69	46 Friese, Ralf
14	40	7,88	5,0761	29,0142	72,54	37 Koellner, Rainer
15	39	7,86	4,9618	28,3608	70,90	68 Baumann, Sven
16	38	7,73	4,9159	28,0983	70,25	30 Klemens, Waldemar
17	37	7,71	4,7990	27,4299	68,57	43 Meier, Markus
18	40	8,45	4,7337	27,0570	67,64	48 Köhler, Ralph
19	40	8,62	4,6404	26,5234	66,31	3 Huber, HansPeter
20	40	8,84	4,5249	25,8633	64,66	144 Treiber, Erik
21	39	8,66	4,5035	25,7409	64,35	135 Wurster, Thilo
22	39	8,79	4,4369	25,3602	63,40	145 Strache, Robert
23	38	8,65	4,3931	25,1098	62,77	81 Rahner, Gerrit
24	40	9,18	4,3573	24,9054	62,26	86 Guenther, Helmut
25	37	8,78	4,2141	24,0870	60,22	16 Burkowski, Ralf
26	38	9,08	4,1850	23,9207	59,80	140 Gruenleitner, Siegfried
27	36	8,70	4,1379	23,6515	59,13	28 Heil, Roland
28	40	9,81	4,0775	23,3060	58,26	59 Kratzer, Maximilian
29	38	9,35	4,0642	23,2299	58,07	82 Alberts, Michael
30	40	10,22	3,9139	22,3710	55,93	52 Wohlmuth, Markus
31	39	10,04	3,8845	22,2028	55,51	39 Christmann, Marin
32	40	10,37	3,8573	22,0474	55,12	107 Messner, Margit
33	40	10,76	3,7175	21,2483	53,12	21 Kahl, Christian
34	39	10,77	3,6212	20,6978	51,74	93 Lisi, Agrippino
35	38	10,68	3,5581	20,3371	50,84	106 Messner, Peter
36	39	10,99	3,5487	20,2835	50,71	90 Haas, Bernd
37	38	10,96	3,4672	19,8175	49,54	102 Robrock, Marc
38	40	11,64	3,4364	19,6419	49,10	14 Moll, Andreas
39	39	12,03	3,2419	18,5300	46,32	25 Rogmann, Jürgen
40	39	12,43	3,1376	17,9337	44,83	70 Bauer, Harald
41	39	12,76	3,0564	17,4699	43,67	97 Zanger, Arno
42	22	7,38	2,9810	17,0389	42,60	24 Sack, Matthias

STANDARD MANUAL -- Overall Stage Results

DM IPSC Flinte 2007

Printed Juli 29, 2007 at 22:45



Stage 10 -- 10

	PTS	TIME	HIT FACTOR	STAGE POINTS	STAGE PERCENT	COMPETITOR # Name
43	25	8,57	2,9172	16,6738	41,68	17 Doernemann, Juergen
44	40	15,20	2,6316	15,0416	37,60	38 Faber, Michael
45	39	16,10	2,4224	13,8457	34,61	103 Schaab, Bruno
46	37	15,35	2,4104	13,7775	34,44	40 ChristmannDr, Achim
47	40	16,99	2,3543	13,4568	33,64	108 Bischoff, UweErik
48	40	23,93	1,6715	9,5542	23,89	4 Huber, Melanie
49	40	24,55	1,6293	9,3129	23,28	109 Kessler, Kurt
50	40	28,43	1,4070	8,0419	20,10	53 Popall, Rainer
51	40	33,38	1,1983	6,8494	17,12	67 Weck, Alfred
52	0	0,00	0,0000	0,0000	0,00	146 Kessler, Ursula
53	0	0,00	0,0000	0,0000	0,00	110 Jessat, Alexander
54	0	0,00	0,0000	0,0000	0,00	134 Wurster, Sabine

MODIFIED -- Overall Stage Results

DM IPSC Flinte 2007

Printed Juli 29, 2007 at 22:45



Stage 10 -- 10

	PTS	TIME	HIT FACTOR	STAGE POINTS	STAGE PERCENT	COMPETITOR # Name
1	39	19,66	1,9837	40,0000	100,00	95 Farkas, Zoltan

OPEN -- Overall Stage Results

DM IPSC Flinte 2007

Printed Juli 29, 2007 at 22:45



Stage 11 -- 11

	PTS	TIME	HIT FACTOR	STAGE POINTS	STAGE PERCENT	COMPETITOR # Name
1	38	3,09	12,2977	40,0000	100,00	60 Frey, Dirk
2	33	2,97	11,1111	36,1404	90,35	123 Lautenschlager, Michael
3	40	3,91	10,2302	33,2750	83,19	72 Damm, Oliver
4	39	4,47	8,7248	28,3787	70,95	131 Schwindt, Matthias
5	32	3,79	8,4433	27,4629	68,66	120 Ketzler, Dirk
6	28	3,65	7,6712	24,9517	62,38	75 Berndt, DietzRudolf
7	34	4,47	7,6063	24,7404	61,85	15 Streit, Thomas
8	32	4,47	7,1588	23,2851	58,21	63 Vogel, Andreas
9	34	4,76	7,1429	23,2331	58,08	27 Bach, Steffen
10	38	5,68	6,6901	21,7606	54,40	136 Ziegert, Klaus
11	31	4,74	6,5401	21,2725	53,18	112 Freimueller, Norbert
12	40	6,21	6,4412	20,9509	52,38	132 Volkmann, Heinz
13	40	6,31	6,3391	20,6189	51,55	124 Neumeier, Klaus
14	34	5,49	6,1931	20,1438	50,36	50 Gedeon, Matthias
15	37	6,02	6,1462	19,9913	49,98	62 Kroll, Hubert
16	37	6,20	5,9677	19,4109	48,53	5 Braun, Marc
17	38	6,48	5,8642	19,0741	47,69	71 Kaiper, Willi
18	33	5,63	5,8615	19,0652	47,66	31 Litterst, Detlef
19	38	6,50	5,8462	19,0154	47,54	80 Hochgesang, Volker
20	39	6,74	5,7864	18,8209	47,05	94 Schröder, Helmut
21	37	6,60	5,6061	18,2344	45,59	129 Schneider, HansPeter
22	34	6,07	5,6013	18,2190	45,55	26 Woellner, David
23	36	6,56	5,4878	17,8498	44,62	114 Baumann, Marc
24	36	6,60	5,4545	17,7416	44,35	69 Rengart, Norbert
25	38	7,17	5,2999	17,2385	43,10	55 Kadyk, Christian
26	37	7,60	4,8684	15,8352	39,59	34 Kaipf, Robert
27	36	8,55	4,2105	13,6953	34,24	42 Biederer, Roman
28	36	9,32	3,8627	12,5638	31,41	130 Schuster, Ralf
29	27	7,09	3,8082	12,3866	30,97	61 Valpertz, Rolf
30	26	6,83	3,8067	12,3819	30,95	84 Lehmann, Thorsten
31	33	11,18	2,9517	9,6008	24,00	118 Jerichow, Joerg
32	29	23,25	1,2473	4,0570	10,14	35 Karl, Bernhard
33	32	26,23	1,2200	3,9681	9,92	119 Kabisch, Christian

STANDARD -- Overall Stage Results

DM IPSC Flinte 2007

Printed Juli 29, 2007 at 22:45



Stage 11 -- 11

	PTS	TIME	HIT FACTOR	STAGE POINTS	STAGE PERCENT	COMPETITOR # Name
1	39	4,63	8,4233	40,0000	100,00	76 Schmitt, Udo
2	36	4,48	8,0357	38,1593	95,40	91 Reiter, Michael
3	36	4,67	7,7088	36,6068	91,52	64 Buchner, Juergen
4	36	4,74	7,5949	36,0662	90,17	49 Moskopp, Georg
5	37	4,88	7,5820	36,0046	90,01	45 Moll, Julian
6	35	4,89	7,1575	33,9888	84,97	66 Freyer, Martin
7	37	5,21	7,1017	33,7241	84,31	79 Wiessner, Bernd
8	38	5,68	6,6901	31,7696	79,42	101 Wissgott, Thomas
9	34	5,20	6,5385	31,0493	77,62	51 Gonglach, Georg
10	38	5,90	6,4407	30,5850	76,46	36 Krizan, Karolj
11	36	5,87	6,1329	29,1233	72,81	33 Fajerski, Andreas
12	37	6,11	6,0556	28,7566	71,89	99 Schuh, Sandra
13	32	5,36	5,9701	28,3506	70,88	89 Sobania, Thomas
14	32	5,59	5,7245	27,1841	67,96	29 Schilling, Thomas
15	37	6,89	5,3701	25,5011	63,75	85 Blana, Michael
16	33	6,50	5,0769	24,1089	60,27	44 Moll, Babete
17	34	6,77	5,0222	23,8488	59,62	78 Tuerk, Jochen
18	38	7,67	4,9544	23,5269	58,82	127 Rothweiler, Claus
19	34	7,03	4,8364	22,9668	57,42	92 Schreder, Dieter
20	38	8,00	4,7500	22,5564	56,39	142 Wichmann, Bernd
21	40	8,70	4,5977	21,8332	54,58	98 Kirchner, Stefan
22	39	8,53	4,5721	21,7116	54,28	104 Schmitt, Rainer
23	39	8,93	4,3673	20,7391	51,85	47 Angelo, Michael
24	35	8,17	4,2840	20,3433	50,86	143 Wenzel, Juergen
25	35	8,53	4,1032	19,4848	48,71	100 Reiter, Norbert
26	25	6,22	4,0193	19,0865	47,72	74 Kahlich, Tilo
27	37	10,08	3,6706	17,4308	43,58	54 Delhaie, Dennis
28	20	6,36	3,1447	14,9331	37,33	77 Langenbrunner, Peter
29	40	13,81	2,8965	13,7544	34,39	87 Morbitzer, Holger
30	30	13,40	2,2388	10,6315	26,58	88 Woll, Rigo
31	32	15,15	2,1122	10,0303	25,08	133 Wiegand, Frank

STANDARD MANUAL -- Overall Stage Results

DM IPSC Flinte 2007

Printed Juli 29, 2007 at 22:45



Stage 11 -- 11

	PTS	TIME	HIT FACTOR	STAGE POINTS	STAGE PERCENT	COMPETITOR # Name
1	36	4,52	7,9646	40,0000	100,00	58 Schmidt, Peter
2	39	4,90	7,9592	39,9728	99,93	57 Schmidt, Bernd
3	40	5,47	7,3126	36,7256	91,81	32 Herzig, Alexander
4	39	6,22	6,2701	31,4898	78,72	37 Koellner, Rainer
5	35	5,72	6,1189	30,7304	76,83	43 Meier, Markus
6	38	6,26	6,0703	30,4863	76,22	125 Papzien, Siegbert
7	36	6,06	5,9406	29,8350	74,59	22 Rother, Patrick
8	34	5,73	5,9337	29,8003	74,50	24 Sack, Matthias
9	38	6,46	5,8824	29,5425	73,86	30 Klemens, Waldemar
10	34	5,87	5,7922	29,0895	72,72	65 Bogner, Helmut
11	34	6,01	5,6572	28,4119	71,03	141 Zeller, Stefan
12	36	6,42	5,6075	28,1620	70,40	20 Kahl, Michael
13	33	5,89	5,6027	28,1381	70,35	105 Schiemann, Andreas
14	35	6,56	5,3354	26,7954	66,99	81 Rahner, Gerrit
15	35	6,60	5,3030	26,6330	66,58	96 Möller, Klaus
16	38	7,48	5,0802	25,5140	63,78	86 Guenther, Helmut
17	39	8,02	4,8628	24,4223	61,06	135 Wurster, Thilo
18	36	7,44	4,8387	24,3011	60,75	52 Wohlmuth, Markus
19	38	7,90	4,8101	24,1575	60,39	17 Doernemann, Juergen
20	32	6,70	4,7761	23,9867	59,97	46 Friese, Ralf
21	36	7,87	4,5743	22,9733	57,43	68 Baumann, Sven
22	38	8,34	4,5564	22,8830	57,21	140 Gruenleitner, Siegfried
23	40	8,81	4,5403	22,8024	57,01	59 Kratzer, Maximilian
24	36	8,03	4,4832	22,5156	56,29	90 Haas, Bernd
25	35	7,88	4,4416	22,3068	55,77	39 Christmann, Marin
26	33	7,47	4,4177	22,1865	55,47	82 Alberts, Michael
27	35	8,05	4,3478	21,8357	54,59	145 Strache, Robert
28	34	7,94	4,2821	21,5057	53,76	21 Kahl, Christian
29	33	7,71	4,2802	21,4959	53,74	3 Huber, HansPeter
30	34	8,13	4,1820	21,0031	52,51	13 Kraft, Herbert
31	34	8,16	4,1667	20,9259	52,31	28 Heil, Roland
32	39	9,46	4,1226	20,7047	51,76	144 Treiber, Erik
33	35	8,49	4,1225	20,7041	51,76	102 Robrock, Marc
34	34	8,48	4,0094	20,1363	50,34	16 Burkowski, Ralf
35	36	9,34	3,8544	19,3576	48,39	14 Moll, Andreas
36	35	9,09	3,8504	19,3375	48,34	48 Köhler, Ralph
37	34	8,96	3,7946	19,0575	47,64	107 Messner, Margit
38	37	9,96	3,7149	18,6568	46,64	97 Zanger, Arno
39	34	9,89	3,4378	17,2655	43,16	67 Weck, Alfred
40	37	10,78	3,4323	17,2377	43,09	53 Popall, Rainer
41	30	8,82	3,4014	17,0824	42,71	25 Rogmann, Jürgen
42	23	7,00	3,2857	16,5016	41,25	18 Kelterbaum, Reinhard

STANDARD MANUAL -- Overall Stage Results

DM IPSC Flinte 2007

Printed Juli 29, 2007 at 22:45



Stage 11 -- 11

	PTS	TIME	HIT FACTOR	STAGE POINTS	STAGE PERCENT	COMPETITOR # Name
43	36	11,01	3,2698	16,4214	41,05	93 Lisi, Agrippino
44	34	11,02	3,0853	15,4951	38,74	109 Kessler, Kurt
45	35	12,09	2,8950	14,5391	36,35	40 ChristmannDr, Achim
46	26	9,55	2,7225	13,6731	34,18	106 Messner, Peter
47	40	15,62	2,5608	12,8610	32,15	38 Faber, Michael
48	37	15,39	2,4042	12,0742	30,19	108 Bischoff, UweErik
49	25	10,43	2,3969	12,0379	30,09	70 Bauer, Harald
50	37	18,80	1,9681	9,8842	24,71	103 Schaab, Bruno
51	39	30,77	1,2675	6,3655	15,91	4 Huber, Melanie
52	0	0,00	0,0000	0,0000	0,00	134 Wurster, Sabine
53	0	0,00	0,0000	0,0000	0,00	110 Jessat, Alexander
54	0	0,00	0,0000	0,0000	0,00	146 Kessler, Ursula

MODIFIED -- Overall Stage Results

DM IPSC Flinte 2007

Printed Juli 29, 2007 at 22:45



Stage 11 -- 11

	PTS	TIME	HIT FACTOR	STAGE POINTS	STAGE PERCENT	COMPETITOR # Name
1	35	7,35	4,7619	40,000	100,00	95 Farkas, Zoltan

OPEN -- Overall Stage Results**DM IPSC Flinte 2007**

Printed Juli 29, 2007 at 22:45

**Stage 13 -- 13**

	PTS	TIME	HIT FACTOR	STAGE POINTS	STAGE PERCENT	COMPETITOR # Name
1	70	14,78	4,7361	70,0000	100,00	60 Frey, Dirk
2	70	15,91	4,3997	65,0283	92,90	75 Berndt, DietzRudolf
3	70	16,95	4,1298	61,0383	87,20	72 Damm, Oliver
4	70	17,40	4,0230	59,4598	84,94	63 Vogel, Andreas
5	70	17,76	3,9414	58,2545	83,22	120 Ketzler, Dirk
6	70	19,00	3,6842	54,4526	77,79	15 Streit, Thomas
7	70	19,28	3,6307	53,6618	76,66	123 Lautenschlager, Michael
8	70	20,51	3,4130	50,4437	72,06	124 Neumeier, Klaus
9	70	20,69	3,3833	50,0048	71,44	112 Freimueller, Norbert
10	70	21,71	3,2243	47,6555	68,08	50 Gedeon, Matthias
11	70	25,01	2,7989	41,3675	59,10	131 Schwindt, Matthias
12	70	25,21	2,7767	41,0393	58,63	55 Kadyk, Christian
13	70	25,63	2,7312	40,3668	57,67	80 Hochgesang, Volker
14	70	26,24	2,6677	39,4284	56,33	62 Kroll, Hubert
15	70	27,14	2,5792	38,1209	54,46	31 Litterst, Detlef
16	70	28,06	2,4947	36,8710	52,67	61 Valpertz, Rolf
17	70	28,60	2,4476	36,1748	51,68	5 Braun, Marc
18	70	29,57	2,3673	34,9882	49,98	27 Bach, Steffen
19	70	31,70	2,2082	32,6372	46,62	26 Woellner, David
20	70	32,10	2,1807	32,2305	46,04	84 Lehmann, Thorsten
21	70	32,14	2,1780	32,1904	45,99	71 Kaiper, Willi
22	70	37,99	1,8426	27,2335	38,90	35 Karl, Bernhard
23	70	41,73	1,6775	24,7927	35,42	69 Rengart, Norbert
24	70	42,93	1,6306	24,0997	34,43	42 Biederer, Roman
25	70	46,14	1,5171	22,4231	32,03	34 Kaipf, Robert
26	70	46,59	1,5025	22,2065	31,72	94 Schröder, Helmut
27	70	47,27	1,4809	21,8870	31,27	118 Jerichow, Joerg
28	70	47,93	1,4605	21,5856	30,84	136 Ziegert, Klaus
29	70	50,93	1,3744	20,3142	29,02	129 Schneider, HansPeter
30	70	56,47	1,2396	18,3212	26,17	132 Volkmann, Heinz
31	70	57,10	1,2259	18,1191	25,88	114 Baumann, Marc
32	0	13,71	0,0000	0,0000	0,00	130 Schuster, Ralf
33	0	112,30	0,0000	0,0000	0,00	119 Kabisch, Christian

STANDARD -- Overall Stage Results

DM IPSC Flinte 2007

Printed Juli 29, 2007 at 22:45



Stage 13 -- 13

	PTS	TIME	HIT FACTOR	STAGE POINTS	STAGE PERCENT	COMPETITOR # Name
1	70	19,65	3,5623	70,0000	100,00	79 Wiessner, Bernd
2	70	21,82	3,2081	63,0385	90,05	66 Freyer, Martin
3	70	22,94	3,0514	59,9608	85,66	76 Schmitt, Udo
4	70	24,01	2,9155	57,2886	81,84	64 Buchner, Juergen
5	70	26,83	2,6090	51,2672	73,24	49 Moskopp, Georg
6	70	28,59	2,4484	48,1112	68,73	29 Schilling, Thomas
7	70	30,18	2,3194	45,5765	65,11	78 Tuerk, Jochen
8	70	30,47	2,2973	45,1428	64,49	91 Reiter, Michael
9	70	31,64	2,2124	43,4735	62,10	33 Fajerski, Andreas
10	70	31,96	2,1902	43,0382	61,48	36 Krizan, Karolj
11	70	33,38	2,0971	41,2073	58,87	51 Gonglach, Georg
12	70	33,55	2,0864	40,9985	58,57	101 Wissgott, Thomas
13	70	35,86	1,9520	38,3575	54,80	143 Wenzel, Juergen
14	70	35,94	1,9477	38,2721	54,67	104 Schmitt, Rainer
15	70	36,19	1,9342	38,0077	54,30	88 Woll, Rigo
16	70	39,19	1,7862	35,0982	50,14	77 Langenbrunner, Peter
17	70	39,47	1,7735	34,8493	49,78	87 Morbitzer, Holger
18	70	40,68	1,7207	33,8127	48,30	44 Moll, Babete
19	70	41,36	1,6925	33,2568	47,51	142 Wichmann, Bernd
20	55	33,71	1,6316	32,0602	45,80	45 Moll, Julian
21	70	44,72	1,5653	30,7581	43,94	47 Angelo, Michael
22	70	45,78	1,5291	30,0459	42,92	92 Schreder, Dieter
23	70	48,06	1,4565	28,6205	40,89	133 Wiegand, Frank
24	70	48,53	1,4424	28,3433	40,49	54 Delhaie, Dennis
25	70	50,66	1,3818	27,1516	38,79	99 Schuh, Sandra
26	70	51,49	1,3595	26,7139	38,16	98 Kirchner, Stefan
27	70	52,48	1,3338	26,2100	37,44	85 Blana, Michael
28	70	55,73	1,2561	24,6815	35,26	127 Rothweiler, Claus
29	70	56,92	1,2298	24,1655	34,52	100 Reiter, Norbert
30	70	67,05	1,0440	20,5145	29,31	89 Sobania, Thomas
31	5	26,96	0,1855	3,6443	5,21	74 Kahlich, Tilo

STANDARD MANUAL -- Overall Stage Results

DM IPSC Flinte 2007

Printed Juli 29, 2007 at 22:45



Stage 13 -- 13

	PTS	TIME	HIT FACTOR	STAGE POINTS	STAGE PERCENT	COMPETITOR # Name
1	70	21,73	3,2214	70,0000	100,00	32 Herzig, Alexander
2	70	21,92	3,1934	69,3932	99,13	81 Rahner, Gerrit
3	70	22,52	3,1083	67,5444	96,49	58 Schmidt, Peter
4	70	23,85	2,9350	63,7778	91,11	59 Kratzer, Maximilian
5	70	24,01	2,9155	63,3528	90,50	57 Schmidt, Bernd
6	70	24,16	2,8974	62,9594	89,94	96 Möller, Klaus
7	70	24,44	2,8642	62,2381	88,91	105 Schiemann, Andreas
8	70	26,12	2,6799	58,2351	83,19	20 Kahl, Michael
9	70	26,13	2,6789	58,2128	83,16	30 Klemens, Waldemar
10	70	26,54	2,6375	57,3135	81,88	24 Sack, Matthias
11	70	26,96	2,5964	56,4206	80,60	22 Rother, Patrick
12	70	27,75	2,5225	54,8144	78,31	21 Kahl, Christian
13	70	28,21	2,4814	53,9206	77,03	65 Bogner, Helmut
14	70	28,93	2,4196	52,5786	75,11	43 Meier, Markus
15	70	29,48	2,3745	51,5977	73,71	141 Zeller, Stefan
16	70	29,66	2,3601	51,2846	73,26	13 Kraft, Herbert
17	70	30,78	2,2742	49,4184	70,60	125 Papzien, Siegbert
18	70	30,83	2,2705	49,3383	70,48	37 Koellner, Rainer
19	70	31,06	2,2537	48,9729	69,96	140 Gruenleitner, Siegfried
20	70	31,76	2,2040	47,8936	68,42	82 Alberts, Michael
21	70	31,91	2,1937	47,6684	68,10	145 Strache, Robert
22	70	33,76	2,0735	45,0563	64,37	97 Zanger, Arno
23	70	34,13	2,0510	44,5678	63,67	18 Kelterbaum, Reinhard
24	70	34,62	2,0220	43,9370	62,77	103 Schaab, Bruno
25	70	34,63	2,0214	43,9243	62,75	68 Baumann, Sven
26	70	34,78	2,0127	43,7349	62,48	3 Huber, HansPeter
27	70	34,87	2,0075	43,6220	62,32	46 Friese, Ralf
28	70	37,08	1,8878	41,0221	58,60	52 Wohlmuth, Markus
29	70	37,94	1,8450	40,0923	57,27	86 Guenther, Helmut
30	70	38,19	1,8329	39,8298	56,90	90 Haas, Bernd
31	70	38,26	1,8296	39,7569	56,80	70 Bauer, Harald
32	70	38,44	1,8210	39,5708	56,53	48 Köhler, Ralph
33	70	38,59	1,8139	39,4170	56,31	93 Lisi, Agrippino
34	70	39,35	1,7789	38,6557	55,22	40 ChristmannDr, Achim
35	70	40,88	1,7123	37,2089	53,16	135 Wurster, Thilo
36	70	41,39	1,6912	36,7504	52,50	38 Faber, Michael
37	70	42,00	1,6667	36,2167	51,74	39 Christmann, Marin
38	70	44,54	1,5716	34,1513	48,79	14 Moll, Andreas
39	70	44,66	1,5674	34,0596	48,66	144 Treiber, Erik
40	70	46,30	1,5119	32,8531	46,93	28 Heil, Roland
41	70	50,15	1,3958	30,3310	43,33	16 Burkowski, Ralf
42	70	53,14	1,3173	28,6244	40,89	17 Doernemann, Juergen

STANDARD MANUAL -- Overall Stage Results

DM IPSC Flinte 2007

Printed Juli 29, 2007 at 22:45



Stage 13 -- 13

	PTS	TIME	HIT FACTOR	STAGE POINTS	STAGE PERCENT	COMPETITOR # Name
43	70	54,96	1,2737	27,6765	39,54	53 Popall, Rainer
44	70	56,51	1,2387	26,9174	38,45	25 Rogmann, Jürgen
45	70	59,37	1,1790	25,6207	36,60	106 Messner, Peter
46	70	60,20	1,1628	25,2674	36,10	102 Robrock, Marc
47	70	63,13	1,1088	24,0947	34,42	107 Messner, Margit
48	70	72,68	0,9631	20,9287	29,90	4 Huber, Melanie
49	70	76,57	0,9142	19,8655	28,38	108 Bischoff, UweErik
50	70	91,52	0,7649	16,6204	23,74	109 Kessler, Kurt
51	0	58,67	0,0000	0,0000	0,00	67 Weck, Alfred
52	0	0,00	0,0000	0,0000	0,00	146 Kessler, Ursula
53	0	0,00	0,0000	0,0000	0,00	110 Jessat, Alexander
54	0	0,00	0,0000	0,0000	0,00	134 Wurster, Sabine

MODIFIED -- Overall Stage Results

DM IPSC Flinte 2007

Printed Juli 29, 2007 at 22:45



Stage 13 -- 13

	PTS	TIME	HIT FACTOR	STAGE POINTS	STAGE PERCENT	COMPETITOR # Name
1	70	55,85	1,2534	70,0000	100,00	95 Farkas, Zoltan

OPEN -- Overall Stage Results

DM IPSC Flinte 2007

Printed Juli 29, 2007 at 22:45



Stage 14 -- 14

	PTS	TIME	HIT FACTOR	STAGE POINTS	STAGE PERCENT	COMPETITOR # Name
1	121	33,63	3,5980	135,0000	100,00	60 Frey, Dirk
2	119	34,70	3,4294	128,6746	95,31	72 Damm, Oliver
3	120	39,25	3,0573	114,7141	84,97	123 Lautenschlager, Michael
4	116	40,34	2,8756	107,8940	79,92	130 Schuster, Ralf
5	134	51,75	2,5894	97,1560	71,97	50 Gedeon, Matthias
6	110	44,91	2,4493	91,9020	68,08	63 Vogel, Andreas
7	132	54,88	2,4052	90,2475	66,85	5 Braun, Marc
8	111	47,30	2,3467	88,0516	65,22	120 Ketzler, Dirk
9	111	49,23	2,2547	84,5996	62,67	15 Streit, Thomas
10	130	58,43	2,2249	83,4801	61,84	124 Neumeier, Klaus
11	124	57,14	2,1701	81,4248	60,31	114 Baumann, Marc
12	90	42,26	2,1297	79,9076	59,19	75 Berndt, DietzRudolf
13	101	48,47	2,0838	78,1850	57,91	112 Freimueller, Norbert
14	113	54,64	2,0681	77,5967	57,48	31 Litterst, Detlef
15	108	55,71	1,9386	72,7388	53,88	55 Kadyk, Christian
16	113	58,29	1,9386	72,7377	53,88	131 Schwindt, Matthias
17	114	63,50	1,7953	67,3607	49,90	26 Woellner, David
18	105	65,50	1,6031	60,1483	44,55	80 Hochgesang, Volker
19	133	86,10	1,5447	57,9594	42,93	132 Volkmann, Heinz
20	108	73,69	1,4656	54,9909	40,73	62 Kroll, Hubert
21	132	90,59	1,4571	54,6725	40,50	69 Rengart, Norbert
22	132	95,17	1,3870	52,0414	38,55	129 Schneider, HansPeter
23	117	87,00	1,3448	50,4594	37,38	27 Bach, Steffen
24	115	85,97	1,3377	50,1910	37,18	71 Kaiper, Willi
25	134	100,95	1,3274	49,8051	36,89	42 Biederer, Roman
26	132	100,50	1,3134	49,2814	36,50	119 Kabisch, Christian
27	129	98,94	1,3038	48,9207	36,24	35 Karl, Bernhard
28	112	87,24	1,2838	48,1701	35,68	136 Ziegert, Klaus
29	107	93,46	1,1449	42,9569	31,82	118 Jerichow, Joerg
30	105	93,89	1,1183	41,9609	31,08	34 Kaipf, Robert
31	123	140,09	0,8780	32,9438	24,40	94 Schröder, Helmut
32	82	95,56	0,8581	32,1968	23,85	84 Lehmann, Thorsten
33	58	114,00	0,5088	19,0897	14,14	61 Valpertz, Rolf

STANDARD -- Overall Stage Results

DM IPSC Flinte 2007

Printed Juli 29, 2007 at 22:45



Stage 14 -- 14

	PTS	TIME	HIT FACTOR	STAGE POINTS	STAGE PERCENT	COMPETITOR # Name
1	128	53,65	2,3858	135,0000	100,00	79 Wiessner, Bernd
2	112	52,34	2,1399	121,0815	89,69	64 Buchner, Juergen
3	131	64,40	2,0342	115,1010	85,26	33 Fajerski, Andreas
4	128	68,97	1,8559	105,0130	77,79	49 Moskopp, Georg
5	127	69,13	1,8371	103,9515	77,00	66 Freyer, Martin
6	111	63,59	1,7456	98,7706	73,16	51 Gonglach, Georg
7	108	61,89	1,7450	98,7408	73,14	45 Moll, Julian
8	133	86,59	1,5360	86,9115	64,38	127 Rothweiler, Claus
9	111	72,84	1,5239	86,2276	63,87	44 Moll, Babete
10	114	75,66	1,5067	85,2574	63,15	29 Schilling, Thomas
11	106	70,56	1,5023	85,0043	62,97	76 Schmitt, Udo
12	133	89,93	1,4789	83,6836	61,99	87 Morbitzer, Holger
13	114	80,25	1,4206	80,3810	59,54	91 Reiter, Michael
14	113	82,66	1,3670	77,3529	57,30	99 Schuh, Sandra
15	125	99,01	1,2625	71,4372	52,92	133 Wiegand, Frank
16	111	88,82	1,2497	70,7141	52,38	36 Krizan, Karolj
17	113	90,55	1,2479	70,6128	52,31	101 Wissgott, Thomas
18	120	96,55	1,2429	70,3271	52,09	98 Kirchner, Stefan
19	132	109,36	1,2070	68,2981	50,59	142 Wichmann, Bernd
20	99	87,92	1,1260	63,7149	47,20	88 Woll, Rigo
21	120	110,02	1,0907	61,7168	45,72	104 Schmitt, Rainer
22	129	118,41	1,0894	61,6446	45,66	89 Sobania, Thomas
23	115	111,52	1,0312	58,3497	43,22	92 Schreder, Dieter
24	106	105,36	1,0061	56,9277	42,17	77 Langenbrunner, Peter
25	118	125,80	0,9380	53,0756	39,32	54 Delhaie, Dennis
26	76	81,49	0,9326	52,7719	39,09	78 Tuerk, Jochen
27	117	127,74	0,9159	51,8266	38,39	100 Reiter, Norbert
28	114	149,10	0,7646	43,2634	32,05	47 Angelo, Michael
29	93	134,05	0,6938	39,2563	29,08	143 Wenzel, Juergen
30	10	127,80	0,0782	4,4275	3,28	74 Kahlich, Tilo
31	0	17,50	0,0000	0,0000	0,00	85 Blana, Michael

STANDARD MANUAL -- Overall Stage Results

DM IPSC Flinte 2007

Printed Juli 29, 2007 at 22:45



Stage 14 -- 14

	PTS	TIME	HIT FACTOR	STAGE POINTS	STAGE PERCENT	COMPETITOR # Name
1	119	40,45	2,9419	135,0000	100,00	43 Meier, Markus
2	110	43,22	2,5451	116,7920	86,51	57 Schmidt, Bernd
3	120	48,82	2,4580	112,7947	83,55	20 Kahl, Michael
4	127	51,97	2,4437	112,1389	83,07	81 Rahner, Gerrit
5	126	54,18	2,3256	106,7178	79,05	141 Zeller, Stefan
6	107	51,20	2,0898	95,9001	71,04	96 Möller, Klaus
7	129	62,97	2,0486	94,0072	69,63	105 Schiemann, Andreas
8	125	61,55	2,0309	93,1939	69,03	32 Herzig, Alexander
9	116	57,86	2,0048	91,9994	68,15	58 Schmidt, Peter
10	127	63,97	1,9853	91,1030	67,48	86 Guenther, Helmut
11	112	63,76	1,7566	80,6074	59,71	24 Sack, Matthias
12	131	75,64	1,7319	79,4740	58,87	140 Gruenleitner, Siegfried
13	135	80,05	1,6864	77,3887	57,32	70 Bauer, Harald
14	109	66,21	1,6463	75,5454	55,96	65 Bogner, Helmut
15	119	73,59	1,6171	74,2051	54,97	59 Kratzer, Maximilian
16	117	73,01	1,6025	73,5375	54,47	46 Friese, Ralf
17	114	71,42	1,5962	73,2471	54,26	21 Kahl, Christian
18	130	82,84	1,5693	72,0126	53,34	30 Klemens, Waldemar
19	132	84,33	1,5653	71,8286	53,21	68 Baumann, Sven
20	115	74,11	1,5517	71,2076	52,75	18 Kelterbaum, Reinhard
21	130	85,14	1,5269	70,0672	51,90	48 Köhler, Ralph
22	117	76,65	1,5264	70,0453	51,89	17 Doernemann, Juergen
23	116	79,97	1,4505	66,5635	49,31	13 Kraft, Herbert
24	112	81,50	1,3742	63,0617	46,71	3 Huber, HansPeter
25	112	81,92	1,3672	62,7384	46,47	90 Haas, Bernd
26	119	87,22	1,3644	62,6089	46,38	135 Wurster, Thilo
27	110	81,34	1,3523	62,0574	45,97	22 Rother, Patrick
28	132	97,88	1,3486	61,8850	45,84	38 Faber, Michael
29	114	84,57	1,3480	61,8577	45,82	145 Strache, Robert
30	120	92,62	1,2956	59,4541	44,04	82 Alberts, Michael
31	112	86,54	1,2942	59,3891	43,99	102 Robrock, Marc
32	117	90,59	1,2915	59,2667	43,90	103 Schaab, Bruno
33	134	106,65	1,2564	57,6566	42,71	144 Treiber, Erik
34	118	94,08	1,2543	57,5559	42,63	37 Koellner, Rainer
35	124	101,87	1,2172	55,8574	41,38	40 ChristmannDr, Achim
36	117	109,60	1,0675	48,9870	36,29	28 Heil, Roland
37	119	114,92	1,0355	47,5178	35,20	52 Wohlmuth, Markus
38	106	103,60	1,0232	46,9517	34,78	16 Burkowski, Ralf
39	114	112,53	1,0131	46,4881	34,44	14 Moll, Andreas
40	81	81,77	0,9906	45,4565	33,67	125 Papzien, Siegbert
41	112	114,21	0,9806	45,0007	33,33	97 Zanger, Arno
42	112	116,93	0,9578	43,9539	32,56	53 Popall, Rainer

STANDARD MANUAL -- Overall Stage Results

DM IPSC Flinte 2007

Printed Juli 29, 2007 at 22:45



Stage 14 -- 14

	PTS	TIME	HIT FACTOR	STAGE POINTS	STAGE PERCENT	COMPETITOR # Name
43	84	90,31	0,9301	42,6824	31,62	39 Christmann, Marin
44	100	126,40	0,7911	36,3043	26,89	93 Lisi, Agrippino
45	104	138,90	0,7487	34,3587	25,45	67 Weck, Alfred
46	118	165,71	0,7121	32,6767	24,20	107 Messner, Margit
47	95	144,12	0,6592	30,2486	22,41	25 Rogmann, Jürgen
48	110	167,93	0,6550	30,0587	22,27	108 Bischoff, UweErik
49	120	196,14	0,6118	28,0750	20,80	4 Huber, Melanie
50	96	160,22	0,5992	27,4954	20,37	106 Messner, Peter
51	80	197,97	0,4041	18,5437	13,74	109 Kessler, Kurt
52	0	0,00	0,0000	0,0000	0,00	146 Kessler, Ursula
53	0	0,00	0,0000	0,0000	0,00	134 Wurster, Sabine
54	0	0,00	0,0000	0,0000	0,00	110 Jessat, Alexander

MODIFIED -- Overall Stage Results

DM IPSC Flinte 2007

Printed Juli 29, 2007 at 22:45



Stage 14 -- 14

	PTS	TIME	HIT FACTOR	STAGE POINTS	STAGE PERCENT	COMPETITOR # Name
1	124	175,08	0,7082	135,0000	100,00	95 Farkas, Zoltan



Disqualified Shooters

No.	Name
------------	-------------

19	Fickinger, Tilo
23	Hymon, Joachim
83	Sosnowsky, Andreas
121	Klippel, Hagen