

OPEN -- Overall Stage Results

2 tes Esslinger IPSC Match

Printed Februar 26, 2005 at 18:08



Stage 1 -- Stage 1

	PTS	TIME	HIT FACTOR	STAGE POINTS	STAGE PERCENT	COMPETITOR # Name
1	39	7,75	5,0323	45,0000	100,00	20 Kummer, Patric
2	37	11,21	3,3006	29,5152	65,59	63 Borchardt, Dirk
3	42	12,96	3,2407	28,9797	64,40	7 Wiedemann, Peter
4	24	9,82	2,4440	21,8549	48,57	8 Nothnagel, Nils
5	23	14,18	1,6220	14,5044	32,23	32 Scheper, Hubert
6	14	17,10	0,8187	7,3212	16,27	15 Wohlschlägel, Andreas
7	25	35,61	0,7020	6,2779	13,95	45 Mager, Bartolomäus
8	9	12,89	0,6982	6,2437	13,87	22 Graf, Harry

STANDARD -- Overall Stage Results

2 tes Esslinger IPSC Match

Printed Februar 26, 2005 at 18:08



Stage 1 -- Stage 1

	PTS	TIME	HIT FACTOR	STAGE POINTS	STAGE PERCENT	COMPETITOR # Name
1	43	10,43	4,1227	45,0000	100,00	38 Midgley, Gregory
2	40	12,15	3,2922	35,9345	79,85	71 Markopoulos, Georgis
3	41	16,40	2,5000	27,2878	60,64	25 Wacker, Uwe
4	39	17,53	2,2248	24,2835	53,96	61 Cordes, Peter
5	26	11,72	2,2184	24,2144	53,81	36 Kummer, Steven
6	37	18,25	2,0274	22,1293	49,18	42 Becker, Wolfram
7	29	14,61	1,9849	21,6659	48,15	55 Stabler, Uwe
8	35	19,88	1,7606	19,2168	42,70	6 Nagele, Hermann
9	43	25,19	1,7070	18,6324	41,41	78 Pentz, Helmut
10	41	24,23	1,6921	18,4697	41,04	2 Wegener, Bernd
11	35	20,76	1,6859	18,4022	40,89	4 Schultheiss, Karl
12	24	14,62	1,6416	17,9181	39,82	5 Baitinger, Wolfgang
13	39	26,86	1,4520	15,8485	35,22	77 Kirchner, Stefan
14	24	18,79	1,2773	13,9416	30,98	39 Ende, Wolfgang
15	3	17,48	0,1716	1,8733	4,16	62 Cordes, Christine
16	3	23,96	0,1252	1,3667	3,04	64 Remek, Claudia

PRODUCTION -- Overall Stage Results

2 tes Esslinger IPSC Match

Printed Februar 26, 2005 at 18:08



Stage 1 -- Stage 1

	PTS	TIME	HIT FACTOR	STAGE POINTS	STAGE PERCENT	COMPETITOR # Name
1	45	11,47	3,9233	45,0000	100,00	67 Schmidt, Tino
2	35	12,56	2,7866	31,9626	71,03	65 Lentz, Arne
3	41	15,44	2,6554	30,4579	67,68	51 Golm, Oliver
4	35	13,99	2,5018	28,6955	63,77	73 Ruf, Maximilian
5	39	16,28	2,3956	27,4773	61,06	57 Gramm, Ulrich
6	31	16,00	1,9375	22,2231	49,38	44 Bauer, Theo
7	33	20,01	1,6492	18,9160	42,04	14 Farkas, Jean
8	22	18,22	1,2075	13,8496	30,78	50 Hertler, Gerhard
9	41	39,49	1,0382	11,9086	26,46	70 Schreiner, Michael

MODIFIED -- Overall Stage Results

2 tes Esslinger IPSC Match

Printed Februar 26, 2005 at 18:08



Stage 1 -- Stage 1

	PTS	TIME	HIT FACTOR	STAGE POINTS	STAGE PERCENT	COMPETITOR # Name
1	37	25,00	1,4800	45,0000	100,00	3 Eberhardt, Peter

REVOLVER (STANDARD) -- Overall Stage Results

2 tes Esslinger IPSC Match

Printed Februar 26, 2005 at 18:08



Stage 1 -- Stage 1

	PTS	TIME	HIT FACTOR	STAGE POINTS	STAGE PERCENT	COMPETITOR # Name
1	40	18,91	2,1153	45,0000	100,00	59 Stauch, Franz
2	39	21,61	1,8047	38,3932	85,32	58 Stauch, Freddy
3	43	33,24	1,2936	27,5202	61,16	79 Klammer, Karsten-Max
4	23	20,08	1,1454	24,3673	54,15	60 Wucherer, Hans

OPEN -- Overall Stage Results

2 tes Esslinger IPSC Match

Printed Februar 26, 2005 at 18:08



Stage 2 -- Stage 2

	PTS	TIME	HIT FACTOR	STAGE POINTS	STAGE PERCENT	COMPETITOR # Name
1	51	5,76	8,8542	60,0000	100,00	8 Nothnagel, Nils
2	44	7,20	6,1111	41,4118	69,02	20 Kummer, Patric
3	49	8,10	6,0494	40,9935	68,32	22 Graf, Harry
4	49	8,89	5,5118	37,3506	62,25	63 Borchardt, Dirk
5	41	9,50	4,3158	29,2458	48,74	32 Scheper, Hubert
6	49	12,13	4,0396	27,3740	45,62	15 Wohlschlägel, Andreas
7	55	14,80	3,7162	25,1828	41,97	7 Wiedemann, Peter
8	17	18,93	0,8980	6,0856	10,14	45 Mager, Bartolomäus

STANDARD -- Overall Stage Results

2 tes Esslinger IPSC Match

Printed Februar 26, 2005 at 18:08



Stage 2 -- Stage 2

	PTS	TIME	HIT FACTOR	STAGE POINTS	STAGE PERCENT	COMPETITOR # Name
1	53	8,31	6,3779	60,0000	100,00	38 Midgley, Gregory
2	58	9,80	5,9184	55,6773	92,80	71 Markopoulos, Georgis
3	48	10,44	4,5977	43,2531	72,09	55 Stähler, Uwe
4	34	9,02	3,7694	35,4608	59,10	39 Ende, Wolfgang
5	56	15,53	3,6059	33,9229	56,54	61 Cordes, Peter
6	57	17,20	3,3140	31,1762	51,96	42 Becker, Wolfram
7	24	8,49	2,8269	26,5938	44,32	36 Kummer, Steven
8	51	18,53	2,7523	25,8923	43,15	25 Wacker, Uwe
9	31	12,51	2,4780	23,3121	38,85	62 Cordes, Christine
10	44	19,60	2,2449	21,1190	35,20	2 Wegener, Bernd
11	50	22,44	2,2282	20,9616	34,94	77 Kirchner, Stefan
12	40	18,71	2,1379	20,1123	33,52	64 Remek, Claudia
13	60	28,60	2,0979	19,7361	32,89	78 Pentz, Helmut
14	44	21,57	2,0399	19,1902	31,98	4 Schultheiss, Karl
15	36	22,95	1,5686	14,7569	24,59	5 Baitinger, Wolfgang
16	31	22,67	1,3674	12,8643	21,44	6 Nägele, Hermann

PRODUCTION -- Overall Stage Results

2 tes Esslinger IPSC Match

Printed Februar 26, 2005 at 18:08



Stage 2 -- Stage 2

	PTS	TIME	HIT FACTOR	STAGE POINTS	STAGE PERCENT	COMPETITOR # Name
1	54	8,48	6,3679	60,0000	100,00	67 Schmidt, Tino
2	38	7,64	4,9738	46,8645	78,11	65 Lentz, Arne
3	56	12,64	4,4304	41,7440	69,57	14 Farkas, Jean
4	48	11,08	4,3321	40,8183	68,03	70 Schreiner, Michael
5	58	17,62	3,2917	31,0153	51,69	57 Gramm, Ulrich
6	46	14,12	3,2578	30,6956	51,16	44 Bauer, Theo
7	29	9,15	3,1694	29,8628	49,77	73 Ruf, Maximilian
8	48	15,74	3,0496	28,7336	47,89	50 Hertler, Gerhard
9	35	13,31	2,6296	24,7767	41,29	51 Golm, Oliver

MODIFIED -- Overall Stage Results

2 tes Esslinger IPSC Match

Printed Februar 26, 2005 at 18:08



Stage 2 -- Stage 2

	PTS	TIME	HIT FACTOR	STAGE POINTS	STAGE PERCENT	COMPETITOR # Name
1	50	32,01	1,5620	60,0000	100,00	3 Eberhardt, Peter

REVOLVER (STANDARD) -- Overall Stage Results

2 tes Esslinger IPSC Match

Printed Februar 26, 2005 at 18:08



Stage 2 -- Stage 2

	PTS	TIME	HIT FACTOR	STAGE POINTS	STAGE PERCENT	COMPETITOR # Name
1	57	15,51	3,6750	60,0000	100,00	59 Stauch, Franz
2	51	18,57	2,7464	44,8380	74,73	58 Stauch, Freddy
3	48	17,52	2,7397	44,7296	74,55	60 Wucherer, Hans
4	60	30,59	1,9614	32,0229	53,37	79 Klammer, Karsten-Max

OPEN -- Overall Stage Results

2 tes Esslinger IPSC Match

Printed Februar 26, 2005 at 18:08



Stage 3 -- Stage 3

	PTS	TIME	HIT FACTOR	STAGE POINTS	STAGE PERCENT	COMPETITOR # Name
1	96	12,28	7,8176	105,0000	100,00	8 Nothnagel, Nils
2	92	12,84	7,1651	96,2364	91,65	22 Graf, Harry
3	89	12,67	7,0245	94,3474	89,85	20 Kummer, Patric
4	94	14,38	6,5369	87,7981	83,62	63 Borchardt, Dirk
5	95	19,62	4,8420	65,0341	61,94	32 Scheper, Hubert
6	84	17,96	4,6771	62,8188	59,83	7 Wiedemann, Peter
7	52	20,43	2,5453	34,1862	32,56	15 Wohlschlägel, Andreas
8	63	46,62	1,3514	18,1503	17,29	45 Mager, Bartolomäus

STANDARD -- Overall Stage Results

2 tes Esslinger IPSC Match

Printed Februar 26, 2005 at 18:08



Stage 3 -- Stage 3

	PTS	TIME	HIT FACTOR	STAGE POINTS	STAGE PERCENT	COMPETITOR # Name
1	102	12,50	8,1600	105,0000	100,00	38 Midgley, Gregory
2	96	15,25	6,2951	81,0029	77,15	71 Markopoulos, Georgis
3	92	19,62	4,6891	60,3376	57,46	39 Ende, Wolfgang
4	91	19,98	4,5546	58,6064	55,82	55 Stähler, Uwe
5	98	29,16	3,3608	43,2452	41,19	42 Becker, Wolfram
6	94	30,03	3,1302	40,2784	38,36	25 Wacker, Uwe
7	83	27,52	3,0160	38,8087	36,96	62 Cordes, Christine
8	37	13,19	2,8052	36,0958	34,38	36 Kummer, Steven
9	99	36,74	2,6946	34,6733	33,02	77 Kirchner, Stefan
10	67	26,91	2,4898	32,0376	30,51	5 Baitinger, Wolfgang
11	73	29,98	2,4350	31,3322	29,84	64 Remek, Claudia
12	89	36,75	2,4218	31,1625	29,68	2 Wegener, Bernd
13	83	36,68	2,2628	29,1171	27,73	61 Cordes, Peter
14	74	38,18	1,9382	24,9399	23,75	4 Schultheiss, Karl
15	72	38,80	1,8557	23,8781	22,74	78 Pentz, Helmut
16	40	46,88	0,8532	10,9792	10,46	6 Nägele, Hermann

PRODUCTION -- Overall Stage Results

2 tes Esslinger IPSC Match

Printed Februar 26, 2005 at 18:08



Stage 3 -- Stage 3

	PTS	TIME	HIT FACTOR	STAGE POINTS	STAGE PERCENT	COMPETITOR # Name
1	97	14,62	6,6347	105,0000	100,00	67 Schmidt, Tino
2	85	18,09	4,6987	74,3610	70,82	65 Lentz, Arne
3	93	20,37	4,5655	72,2532	68,81	70 Schreiner, Michael
4	73	20,04	3,6427	57,6488	54,90	73 Ruf, Maximilian
5	99	27,60	3,5870	56,7664	54,06	50 Hertler, Gerhard
6	93	26,11	3,5619	56,3691	53,68	14 Farkas, Jean
7	93	29,13	3,1926	50,5251	48,12	57 Gramm, Ulrich
8	76	25,06	3,0327	47,9952	45,71	51 Golm, Oliver
9	87	30,01	2,8990	45,8794	43,69	44 Bauer, Theo

MODIFIED -- Overall Stage Results

2 tes Esslinger IPSC Match

Printed Februar 26, 2005 at 18:08



Stage 3 -- Stage 3

	PTS	TIME	HIT FACTOR	STAGE POINTS	STAGE PERCENT	COMPETITOR # Name
1	66	29,65	2,2260	105,0000	100,00	3 Eberhardt, Peter

REVOLVER (STANDARD) -- Overall Stage Results

2 tes Esslinger IPSC Match

Printed Februar 26, 2005 at 18:08



Stage 3 -- Stage 3

	PTS	TIME	HIT FACTOR	STAGE POINTS	STAGE PERCENT	COMPETITOR # Name
1	87	28,59	3,0430	105,0000	100,00	59 Stauch, Franz
2	100	38,77	2,5793	88,9997	84,76	60 Wucherer, Hans
3	48	30,64	1,5666	54,0551	51,48	58 Stauch, Freddy
4	78	64,73	1,2050	41,5789	39,60	79 Klammer, Karsten-Max

OPEN -- Overall Stage Results

2 tes Esslinger IPSC Match

Printed Februar 26, 2005 at 18:08



Stage 4 -- Stage 4

	PTS	TIME	HIT FACTOR	STAGE POINTS	STAGE PERCENT	COMPETITOR # Name
1	75	10,67	7,0291	100,0000	100,00	20 Kummer, Patric
2	83	12,90	6,4341	91,5359	91,54	63 Borchardt, Dirk
3	95	16,44	5,7786	82,2101	82,21	8 Nothnagel, Nils
4	76	13,71	5,5434	78,8641	78,86	22 Graf, Harry
5	92	22,62	4,0672	57,8627	57,86	32 Scheper, Hubert
6	95	24,43	3,8887	55,3227	55,32	7 Wiedemann, Peter
7	63	18,81	3,3493	47,6491	47,65	15 Wohlschlägel, Andreas
8	87	32,73	2,6581	37,8161	37,82	45 Mager, Bartolomäus

STANDARD -- Overall Stage Results

2 tes Esslinger IPSC Match

Printed Februar 26, 2005 at 18:08



Stage 4 -- Stage 4

	PTS	TIME	HIT FACTOR	STAGE POINTS	STAGE PERCENT	COMPETITOR # Name
1	79	12,84	6,1526	100,0000	100,00	71 Markopoulos, Georgis
2	79	13,06	6,0490	98,3155	98,32	36 Kummer, Steven
3	87	14,53	5,9876	97,3176	97,32	38 Midgley, Gregory
4	82	17,61	4,6564	75,6820	75,68	55 Stähler, Uwe
5	92	25,68	3,5826	58,2278	58,23	4 Schultheiss, Karl
6	92	26,21	3,5101	57,0504	57,05	42 Becker, Wolfram
7	71	21,85	3,2494	52,8135	52,81	62 Cordes, Christine
8	90	29,37	3,0644	49,8054	49,81	25 Wacker, Uwe
9	47	15,95	2,9467	47,8933	47,89	39 Ende, Wolfgang
10	84	29,57	2,8407	46,1706	46,17	64 Remek, Claudia
11	98	35,45	2,7645	44,9312	44,93	77 Kirchner, Stefan
12	66	24,26	2,7205	44,2172	44,22	61 Cordes, Peter
13	100	43,25	2,3121	37,5796	37,58	78 Pentz, Helmut
14	98	48,55	2,0185	32,8076	32,81	2 Wegener, Bernd
15	82	42,81	1,9154	31,1320	31,13	6 Nägele, Hermann
16	57	30,78	1,8519	30,0985	30,10	5 Baitinger, Wolfgang

PRODUCTION -- Overall Stage Results

2 tes Esslinger IPSC Match

Printed Februar 26, 2005 at 18:08



Stage 4 -- Stage 4

	PTS	TIME	HIT FACTOR	STAGE POINTS	STAGE PERCENT	COMPETITOR # Name
1	98	14,56	6,7308	100,0000	100,00	67 Schmidt, Tino
2	84	15,14	5,5482	82,4306	82,43	65 Lentz, Arne
3	94	17,54	5,3592	79,6221	79,62	70 Schreiner, Michael
4	78	14,95	5,2174	77,5155	77,52	73 Ruf, Maximilian
5	88	21,94	4,0109	59,5911	59,59	14 Farkas, Jean
6	86	24,72	3,4790	51,6875	51,69	57 Gramm, Ulrich
7	86	24,90	3,4538	51,3138	51,31	44 Bauer, Theo
8	80	26,56	3,0120	44,7504	44,75	51 Golm, Oliver
9	90	34,65	2,5974	38,5900	38,59	50 Hertler, Gerhard

MODIFIED -- Overall Stage Results

2 tes Esslinger IPSC Match

Printed Februar 26, 2005 at 18:08



Stage 4 -- Stage 4

	PTS	TIME	HIT FACTOR	STAGE POINTS	STAGE PERCENT	COMPETITOR # Name
1	80	33,12	2,4155	100,0000	100,00	3 Eberhardt, Peter

REVOLVER (STANDARD) -- Overall Stage Results

2 tes Esslinger IPSC Match

Printed Februar 26, 2005 at 18:08



Stage 4 -- Stage 4

	PTS	TIME	HIT FACTOR	STAGE POINTS	STAGE PERCENT	COMPETITOR # Name
1	93	21,32	4,3621	100,0000	100,00	59 Stauch, Franz
2	96	28,59	3,3578	76,9771	76,98	58 Stauch, Freddy
3	87	32,42	2,6835	61,5192	61,52	60 Wucherer, Hans
4	100	52,23	1,9146	43,8919	43,89	79 Klammer, Karsten-Max

OPEN -- Overall Stage Results

2 tes Esslinger IPSC Match

Printed Februar 26, 2005 at 18:08



Stage 5 -- Stage 5

	PTS	TIME	HIT FACTOR	STAGE POINTS	STAGE PERCENT	COMPETITOR # Name
1	41	3,02	13,5762	45,0000	100,00	8 Nothnagel, Nils
2	42	4,00	10,5000	34,8037	77,34	20 Kummer, Patric
3	29	5,07	5,7199	18,9594	42,13	22 Graf, Harry
4	36	6,38	5,6426	18,7033	41,56	63 Borchardt, Dirk
5	42	8,29	5,0663	16,7931	37,32	15 Wohlschlägel, Andreas
6	34	12,75	2,6667	8,8390	19,64	45 Mager, Bartolomäus
7	21	8,10	2,5926	8,5935	19,10	7 Wiedemann, Peter
8	11	5,33	2,0638	6,8407	15,20	32 Scheper, Hubert

STANDARD -- Overall Stage Results

2 tes Esslinger IPSC Match

Printed Februar 26, 2005 at 18:08



Stage 5 -- Stage 5

	PTS	TIME	HIT FACTOR	STAGE POINTS	STAGE PERCENT	COMPETITOR # Name
1	45	4,49	10,0223	45,0000	100,00	38 Midgley, Gregory
2	42	4,71	8,9172	40,0382	88,97	71 Markopoulos, Georgis
3	40	6,33	6,3191	28,3728	63,05	39 Ende, Wolfgang
4	45	9,50	4,7368	21,2684	47,26	42 Becker, Wolfram
5	28	6,08	4,6053	20,6776	45,95	25 Wacker, Uwe
6	37	8,56	4,3224	19,4077	43,13	62 Cordes, Christine
7	35	9,27	3,7756	16,9525	37,67	61 Cordes, Peter
8	20	5,90	3,3898	15,2203	33,82	55 Stähler, Uwe
9	31	9,48	3,2700	14,6825	32,63	77 Kirchner, Stefan
10	25	7,93	3,1526	14,1551	31,46	5 Baitinger, Wolfgang
11	13	4,19	3,1026	13,9308	30,96	36 Kummer, Steven
12	39	12,70	3,0709	13,7882	30,64	6 Nägele, Hermann
13	31	10,46	2,9637	13,3069	29,57	2 Wegener, Bernd
14	41	15,50	2,6452	11,8768	26,39	78 Pentz, Helmut
15	23	10,82	2,1257	9,5444	21,21	64 Remek, Claudia
16	33	20,37	1,6200	7,2739	16,16	4 Schultheiss, Karl

PRODUCTION -- Overall Stage Results

2 tes Esslinger IPSC Match

Printed Februar 26, 2005 at 18:08



Stage 5 -- Stage 5

	PTS	TIME	HIT FACTOR	STAGE POINTS	STAGE PERCENT	COMPETITOR # Name
1	41	5,02	8,1673	45,0000	100,00	65 Lentz, Arne
2	43	5,74	7,4913	41,2752	91,72	67 Schmidt, Tino
3	35	6,06	5,7756	31,8220	70,72	70 Schreiner, Michael
4	33	6,10	5,4098	29,8069	66,24	73 Ruf, Maximilian
5	37	7,41	4,9933	27,5116	61,14	51 Golm, Oliver
6	43	8,93	4,8152	26,5307	58,96	57 Gramm, Ulrich
7	37	10,84	3,4133	18,8064	41,79	50 Hertler, Gerhard
8	22	9,41	2,3379	12,8815	28,63	14 Farkas, Jean
9	18	9,03	1,9934	10,9829	24,41	44 Bauer, Theo

MODIFIED -- Overall Stage Results

2 tes Esslinger IPSC Match

Printed Februar 26, 2005 at 18:08



Stage 5 -- Stage 5

	PTS	TIME	HIT FACTOR	STAGE POINTS	STAGE PERCENT	COMPETITOR # Name
1	39	11,44	3,4091	45,0000	100,00	3 Eberhardt, Peter

REVOLVER (STANDARD) -- Overall Stage Results

2 tes Esslinger IPSC Match

Printed Februar 26, 2005 at 18:08



Stage 5 -- Stage 5

	PTS	TIME	HIT FACTOR	STAGE POINTS	STAGE PERCENT	COMPETITOR # Name
1	44	11,32	3,8869	45,0000	100,00	60 Wucherer, Hans
2	35	9,65	3,6269	41,9901	93,31	59 Stauch, Franz
3	27	10,37	2,6037	30,1433	66,99	58 Stauch, Freddy
4	45	21,89	2,0557	23,7998	52,89	79 Klammer, Karsten-Max

OPEN -- Overall Stage Results

2 tes Esslinger IPSC Match

Printed Februar 26, 2005 at 18:08



Stage 6 -- Stage 6

	PTS	TIME	HIT FACTOR	STAGE POINTS	STAGE PERCENT	COMPETITOR # Name
1	55	8,57	6,4177	65,0000	100,00	20 Kummer, Patric
2	59	9,84	5,9959	60,7279	93,43	22 Graf, Harry
3	55	13,30	4,1353	41,8835	64,44	63 Borchardt, Dirk
4	47	18,65	2,5201	25,5241	39,27	32 Scheper, Hubert
5	42	18,09	2,3217	23,5149	36,18	15 Wohlschlögel, Andreas
6	55	24,61	2,2349	22,6351	34,82	7 Wiedemann, Peter
7	16	9,71	1,6478	16,6891	25,68	8 Nothnagel, Nils
8	8	36,11	0,2215	2,2439	3,45	45 Mager, Bartolomäus

STANDARD -- Overall Stage Results

2 tes Esslinger IPSC Match

Printed Februar 26, 2005 at 18:08




Stage 6 -- Stage 6

	PTS	TIME	HIT FACTOR	STAGE POINTS	STAGE PERCENT	COMPETITOR # Name
1	57	11,28	5,0532	65,0000	100,00	38 Midgley, Gregory
2	61	16,75	3,6418	46,8449	72,07	39 Ende, Wolfgang
3	47	13,19	3,5633	45,8354	70,52	71 Markopoulos, Georgis
4	34	11,75	2,8936	37,2211	57,26	36 Kummer, Steven
5	55	22,26	2,4708	31,7823	48,90	55 Stähler, Uwe
6	45	18,52	2,4298	31,2550	48,08	61 Cordes, Peter
7	49	22,98	2,1323	27,4280	42,20	62 Cordes, Christine
8	41	20,95	1,9570	25,1737	38,73	5 Baitinger, Wolfgang
9	61	31,86	1,9146	24,6281	37,89	42 Becker, Wolfram
10	59	35,23	1,6747	21,5420	33,14	2 Wegener, Bernd
11	57	41,23	1,3825	17,7832	27,36	78 Pentz, Helmut
12	34	30,92	1,0996	14,1445	21,76	4 Schultheiss, Karl
13	25	25,80	0,9690	12,4643	19,18	25 Wacker, Uwe
14	26	31,13	0,8352	10,7434	16,53	77 Kirchner, Stefan
15	34	42,01	0,8093	10,4106	16,02	6 Nägele, Hermann
16	7	53,24	0,1315	1,6912	2,60	64 Remek, Claudia

PRODUCTION -- Overall Stage Results

2 tes Esslinger IPSC Match

Printed Februar 26, 2005 at 18:08



Stage 6 -- Stage 6

	PTS	TIME	HIT FACTOR	STAGE POINTS	STAGE PERCENT	COMPETITOR # Name
1	57	11,26	5,0622	65,0000	100,00	65 Lentz, Arne
2	57	16,00	3,5625	45,7437	70,37	67 Schmidt, Tino
3	57	21,06	2,7066	34,7531	53,47	14 Farkas, Jean
4	53	19,78	2,6795	34,4054	52,93	51 Golm, Oliver
5	61	26,02	2,3444	30,1023	46,31	57 Gramm, Ulrich
6	49	35,71	1,3722	17,6191	27,11	70 Schreiner, Michael
7	21	19,88	1,0563	13,5638	20,87	50 Hertler, Gerhard
8	29	28,05	1,0339	13,2752	20,42	73 Ruf, Maximilian
9	19	21,36	0,8895	11,4217	17,57	44 Bauer, Theo

MODIFIED -- Overall Stage Results

2 tes Esslinger IPSC Match

Printed Februar 26, 2005 at 18:08



Stage 6 -- Stage 6

	PTS	TIME	HIT FACTOR	STAGE POINTS	STAGE PERCENT	COMPETITOR # Name
1	4	44,96	0,0890	65,0000	100,00	3 Eberhardt, Peter

REVOLVER (STANDARD) -- Overall Stage Results

2 tes Esslinger IPSC Match

Printed Februar 26, 2005 at 18:08



Stage 6 -- Stage 6

	PTS	TIME	HIT FACTOR	STAGE POINTS	STAGE PERCENT	COMPETITOR # Name
1	65	21,98	2,9572	65,0000	100,00	59 Stauch, Franz
2	62	45,56	1,3608	29,9113	46,02	79 Klammer, Karsten-Max
3	39	29,74	1,3114	28,8238	44,34	60 Wucherer, Hans
4	42	39,44	1,0649	23,4067	36,01	58 Stauch, Freddy

OPEN -- Overall Stage Results

2 tes Esslinger IPSC Match

Printed Februar 26, 2005 at 18:08




Stage 7 -- Stage 7

	PTS	TIME	HIT FACTOR	STAGE POINTS	STAGE PERCENT	COMPETITOR # Name
1	80	9,14	8,7527	90,0000	100,00	8 Nothnagel, Nils
2	70	11,34	6,1728	63,4722	70,52	22 Graf, Harry
3	82	13,80	5,9420	61,0989	67,89	63 Borchardt, Dirk
4	83	15,63	5,3103	54,6032	60,67	7 Wiedemann, Peter
5	77	17,90	4,3017	44,2320	49,15	15 Wohlschlägel, Andreas
6	40	9,83	4,0692	41,8413	46,49	20 Kummer, Patric
7	83	27,73	2,9931	30,7770	34,20	32 Scheper, Hubert
8	71	36,72	1,9336	19,8817	22,09	45 Mager, Bartolomäus

STANDARD -- Overall Stage Results

2 tes Esslinger IPSC Match

Printed Februar 26, 2005 at 18:08



Stage 7 -- Stage 7

	PTS	TIME	HIT FACTOR	STAGE POINTS	STAGE PERCENT	COMPETITOR # Name
1	87	10,88	7,9963	90,0000	100,00	38 Midgley, Gregory
2	77	12,03	6,4007	72,0406	80,05	71 Markopoulos, Georgis
3	70	11,29	6,2002	69,7841	77,54	36 Kummer, Steven
4	86	15,41	5,5808	62,8128	69,79	55 Stähler, Uwe
5	84	18,89	4,4468	50,0495	55,61	25 Wacker, Uwe
6	65	18,24	3,5636	40,1089	44,57	62 Cordes, Christine
7	47	13,67	3,4382	38,6974	43,00	39 Ende, Wolfgang
8	70	20,42	3,4280	38,5829	42,87	61 Cordes, Peter
9	89	25,97	3,4270	38,5718	42,86	42 Becker, Wolfram
10	89	30,43	2,9247	32,9185	36,58	78 Pentz, Helmut
11	74	29,57	2,5025	28,1665	31,30	4 Schultheiss, Karl
12	84	39,01	2,1533	24,2357	26,93	2 Wegener, Bernd
13	46	28,89	1,5922	17,9210	19,91	77 Kirchner, Stefan
14	22	32,20	0,6832	7,6899	8,54	6 Nägele, Hermann
15	10	28,10	0,3559	4,0054	4,45	64 Remek, Claudia
16	0	17,50	0,0000	0,0000	0,00	5 Baitinger, Wolfgang

PRODUCTION -- Overall Stage Results

2 tes Esslinger IPSC Match

Printed Februar 26, 2005 at 18:08



Stage 7 -- Stage 7

	PTS	TIME	HIT FACTOR	STAGE POINTS	STAGE PERCENT	COMPETITOR # Name
1	84	13,13	6,3976	90,0000	100,00	67 Schmidt, Tino
2	80	12,97	6,1681	86,7717	96,41	65 Lentz, Arne
3	78	17,65	4,4193	62,1696	69,08	70 Schreiner, Michael
4	88	21,51	4,0911	57,5533	63,95	14 Farkas, Jean
5	63	16,91	3,7256	52,4113	58,23	51 Golm, Oliver
6	82	22,62	3,6251	50,9975	56,66	57 Gramm, Ulrich
7	80	25,46	3,1422	44,2038	49,12	50 Hertler, Gerhard
8	18	11,03	1,6319	22,9575	25,51	73 Ruf, Maximilian
9	57	41,69	1,3672	19,2341	21,37	44 Bauer, Theo

MODIFIED -- Overall Stage Results

2 tes Esslinger IPSC Match

Printed Februar 26, 2005 at 18:08



Stage 7 -- Stage 7

	PTS	TIME	HIT FACTOR	STAGE POINTS	STAGE PERCENT	COMPETITOR # Name
1	65	28,35	2,2928	90,0000	100,00	3 Eberhardt, Peter

REVOLVER (STANDARD) -- Overall Stage Results

2 tes Esslinger IPSC Match

Printed Februar 26, 2005 at 18:08



Stage 7 -- Stage 7

	PTS	TIME	HIT FACTOR	STAGE POINTS	STAGE PERCENT	COMPETITOR # Name
1	88	20,26	4,3435	90,0000	100,00	59 Stauch, Franz
2	86	26,66	3,2258	66,8402	74,27	58 Stauch, Freddy
3	66	28,01	2,3563	48,8236	54,25	60 Wucherer, Hans
4	85	50,50	1,6832	34,8760	38,75	79 Klammer, Karsten-Max

OPEN -- Overall Stage Results

2 tes Esslinger IPSC Match

Printed Februar 26, 2005 at 18:08



Stage 8 -- Stage 8

	PTS	TIME	HIT FACTOR	STAGE POINTS	STAGE PERCENT	COMPETITOR # Name
1	104	12,87	8,0808	110,0000	100,00	20 Kummer, Patric
2	93	11,91	7,8086	106,2941	96,63	8 Nothnagel, Nils
3	93	15,68	5,9311	80,7374	73,40	63 Borchardt, Dirk
4	62	12,31	5,0366	68,5601	62,33	22 Graf, Harry
5	64	19,16	3,3403	45,4697	41,34	7 Wiedemann, Peter
6	75	22,98	3,2637	44,4272	40,39	32 Scheper, Hubert
7	99	46,68	2,1208	28,8697	26,25	45 Mager, Bartolomäus
8	35	20,69	1,6916	23,0274	20,93	15 Wohlschlögel, Andreas

STANDARD -- Overall Stage Results

2 tes Esslinger IPSC Match

Printed Februar 26, 2005 at 18:08



Stage 8 -- Stage 8

	PTS	TIME	HIT FACTOR	STAGE POINTS	STAGE PERCENT	COMPETITOR # Name
1	106	14,55	7,2852	110,0000	100,00	36 Kummer, Steven
2	103	14,57	7,0693	106,7401	97,04	38 Midgley, Gregory
3	101	17,14	5,8926	88,9734	80,88	71 Markopoulos, Georgis
4	96	19,75	4,8608	73,3929	66,72	39 Ende, Wolfgang
5	104	35,31	2,9453	44,4719	40,43	42 Becker, Wolfram
6	79	28,37	2,7846	42,0453	38,22	62 Cordes, Christine
7	80	31,32	2,5543	38,5672	35,06	61 Cordes, Peter
8	79	33,05	2,3903	36,0915	32,81	77 Kirchner, Stefan
9	56	24,51	2,2848	34,4980	31,36	5 Baitinger, Wolfgang
10	95	41,64	2,2815	34,4479	31,32	25 Wacker, Uwe
11	88	38,68	2,2751	34,3515	31,23	2 Wegener, Bernd
12	83	41,33	2,0082	30,3223	27,57	4 Schultheiss, Karl
13	43	22,59	1,9035	28,7410	26,13	55 Stabler, Uwe
14	65	41,72	1,5580	23,5244	21,39	64 Remek, Claudia
15	45	37,08	1,2136	18,3241	16,66	6 Nagele, Hermann
16	49	43,20	1,1343	17,1262	15,57	78 Pentz, Helmut

PRODUCTION -- Overall Stage Results

2 tes Esslinger IPSC Match

Printed Februar 26, 2005 at 18:08



Stage 8 -- Stage 8

	PTS	TIME	HIT FACTOR	STAGE POINTS	STAGE PERCENT	COMPETITOR # Name
1	104	14,38	7,2323	110,0000	100,00	67 Schmidt, Tino
2	94	18,68	5,0321	76,5366	69,58	65 Lentz, Arne
3	92	21,16	4,3478	66,1288	60,12	70 Schreiner, Michael
4	75	21,22	3,5344	53,7569	48,87	73 Ruf, Maximilian
5	100	28,90	3,4602	52,6284	47,84	57 Gramm, Ulrich
6	54	22,23	2,4291	36,9464	33,59	51 Golm, Oliver
7	94	39,23	2,3961	36,4441	33,13	14 Farkas, Jean
8	84	36,90	2,2764	34,6235	31,48	44 Bauer, Theo
9	79	39,74	1,9879	30,2355	27,49	50 Hertler, Gerhard

MODIFIED -- Overall Stage Results

2 tes Esslinger IPSC Match

Printed Februar 26, 2005 at 18:08




Stage 8 -- Stage 8

	PTS	TIME	HIT FACTOR	STAGE POINTS	STAGE PERCENT	COMPETITOR # Name
1	60	41,62	1,4416	110,0000	100,00	3 Eberhardt, Peter

REVOLVER (STANDARD) -- Overall Stage Results

2 tes Esslinger IPSC Match

Printed Februar 26, 2005 at 18:08



Stage 8 -- Stage 8

	PTS	TIME	HIT FACTOR	STAGE POINTS	STAGE PERCENT	COMPETITOR # Name
1	105	26,01	4,0369	110,0000	100,00	59 Stauch, Franz
2	98	30,72	3,1901	86,9258	79,02	58 Stauch, Freddy
3	104	57,94	1,7950	48,9101	44,46	79 Klammer, Karsten-Max
4	51	33,21	1,5357	41,8451	38,04	60 Wucherer, Hans